

Electrified Exit Device Solutions

- S5000 Access Control Application -

1 S5100 Electrified Rim Exit Device



- Factory installed motorized electric latch retraction
- Storefront aesthetics and smooth operation
- Grade 1 durability
- Aluminum glass door design
- American made

2 923 Narrow Series Digital Keypad



- Indoor/outdoor use
- Narrow surface, mullion or frame mount
- Heavy cast vandal resistant housing
- 500 users

3 602RF 1 Amp Power Controller

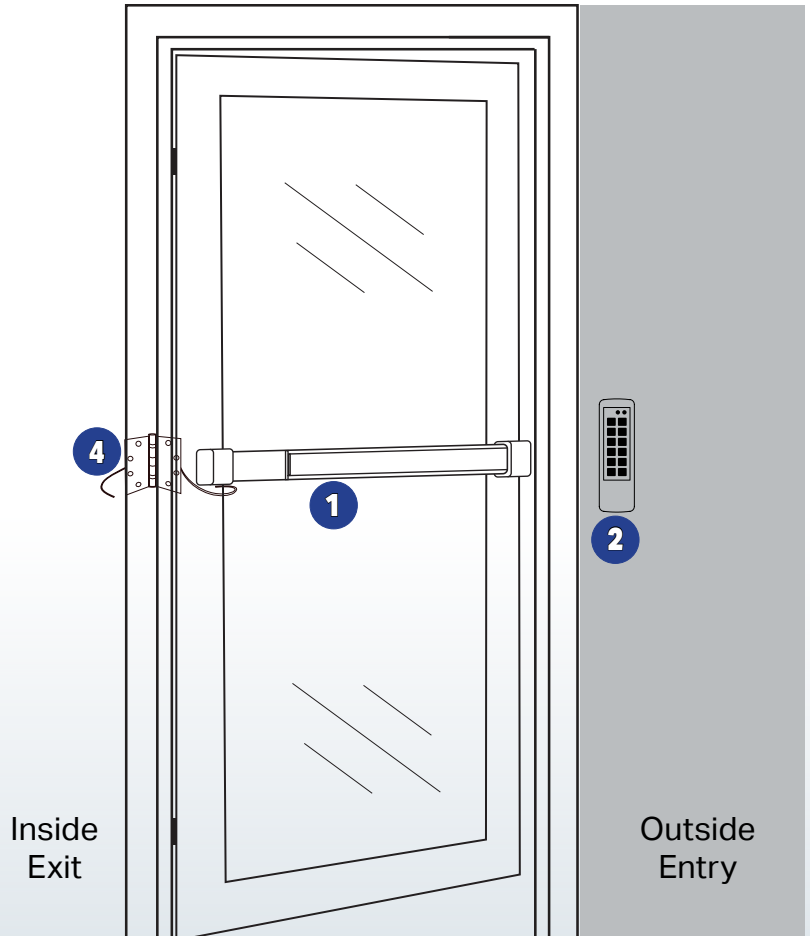
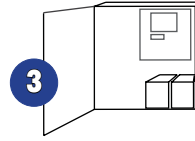


- Regulated and filtered linear DC power
- Field selectable dual voltage (12/24VDC)
- Fire/emergency release input

4 PTH-2+4 Power Transfer Hinge

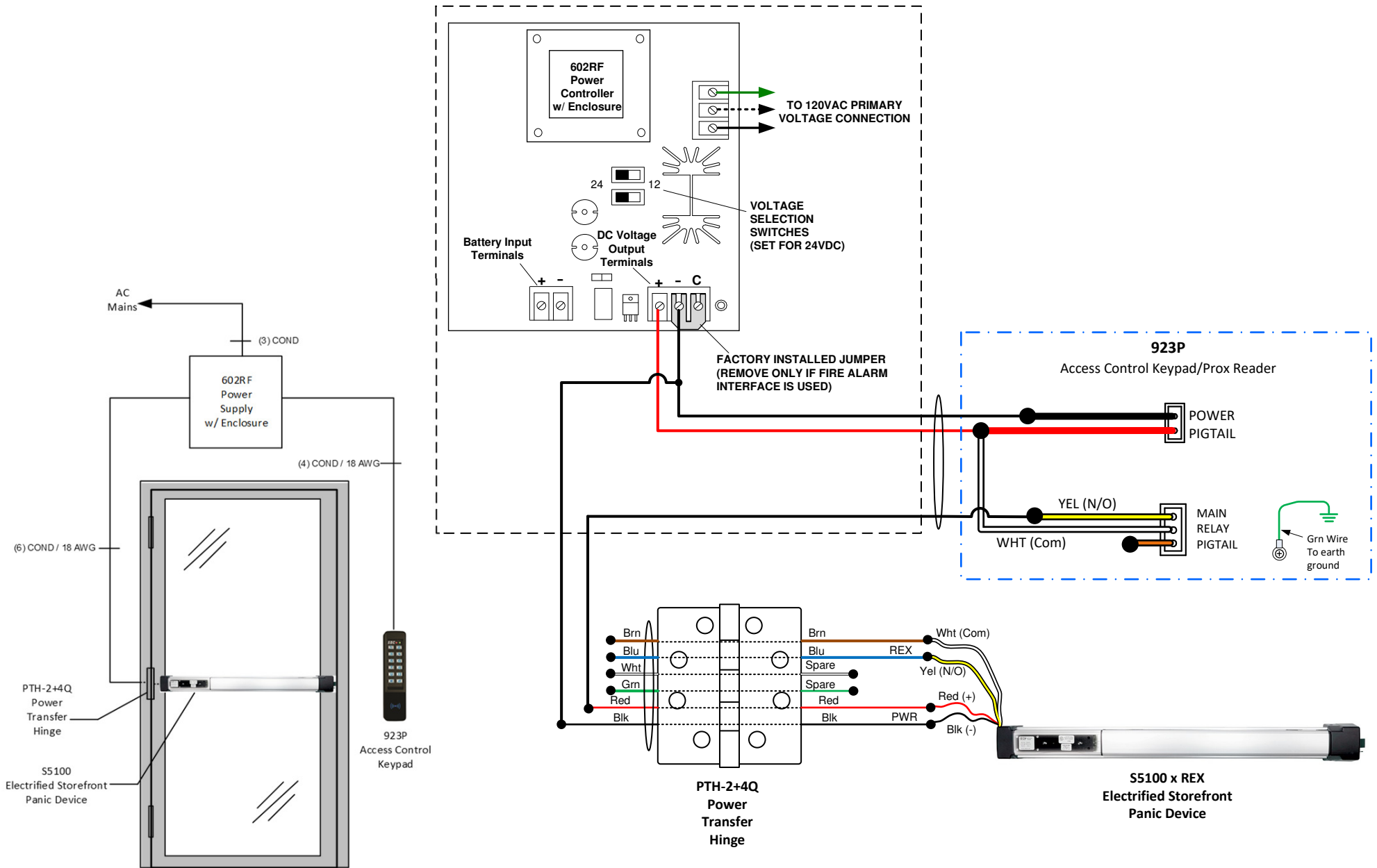


- Six conductors
- 5ft wire cable, 28 gauge
- 4½" x 4½" standard weight
- Wire replacement warranty



The S5000 Access Control Solution Provides:

- Grade 1 Electrified Exit Device
- Motorized electric latch retraction
- Request-to-exit monitoring optional
- Code compliant alternative to magnetic locks for storefront applications



© 2020 Security Door Controls Printed in U.S.A



Security Door Controls
 801 Avenida Acaso
 Camarillo, CA 93012
 t 805.494.0622 ~ f 805.494.8861
 www.sdcsecurity.com

NOTE: ALL WIRING MUST BE REVIEWED AND APPROVED BY THE PROJECT ENGINEER ASSIGNED TO THE LOCATION FOR ITS CORRECTNESS AND SUITABILITY FOR THE APPLICATION IN THE WHICH THE EQUIPMENT IS INSTALLED AND OPERATED. ALL WIRING MUST CONFORM TO NATIONAL, STATE, AND LOCAL CODES FOR CLASS 2 FIRE PROTECTION AND CONTROL DEVICES.

PROJECT NAME: -		TITLE: S5000 Access Control Application		SO NO.: -	REV -
LOCATION:. -	DIST.: -	CONTACT: -	DATE: --	DRAWN BY: -	DWG. NO.: XXXX