

SDC Spacesaver®

1091 / 1291 Series

Right Angle Electric Bolt Locks



Designed and patented by SDC, Spacesaver® right angle bolt locks represent a fundamental innovation in electric locking technology for access control applications. Spacesaver® bolts project at right angles to the lock mechanism, allowing installation of Spacesaver® locks, by means of a simple mortise cutout, in virtually any standard frame, or in most door lock stiles. With the entire lock concealed, aesthetic acceptability is complete, security is greater and installation in old or new construction is fast, easy and economical.

All Spacesaver® locks are equipped with stainless steel bolts, specification grade solenoids and automatic relock ball switches. Bolts rotate freely, making attempts to tamper or cut extremely difficult. Specification grade solenoids facilitate superior overall performance in both force and longevity, when compared to commercial grade solenoids. Automatic relock ball switches keep the bolt retracted while the door is open. The door depresses the ball switch on closure, causing the bolt to project automatically, locking the door. Additionally, ball switches are field adjustable to compensate for wide door gap and bidirectional to permit use on swinging and sliding doors.

1091AIDMR and 1291AHDMR models incorporate a mechanical release mortise cylinder to manually override the solenoid.*

* Key cylinders sold separately, see related products.

MODELS

1091AI Right Angle Bolt Lock, Failsafe

1291AH Right Angle Bolt Lock, Failsecure

STANDARD FEATURES

- Concealed mortise right angle design
- Stainless steel bolt
- Specification grade solenoid
- Automatic relock
- Field adjustable and bidirectional automatic relock ball switch
- Mounting tabs included
- Field selectable dual voltage
- Voltage and current spike protection
- Power regulator included

OPTIONAL FEATURES

- Door position status (DPS)
- Bolt position status (BPS)



APPLICATIONS

FAILSECURE OPERATION

Bolt retracts when energized. Bolt thrown when de-energized or during a power failure. Recommended for high security applications only. 1291AH models are failsecure.

FAILSAFE OPERATION

Bolt thrown when energized. Bolt retracts when de-energized or during a power failure. Recommended for fire life safety applications. 1091AI models are failsafe.

FAILSAFE DEADLOCKING OPERATION

1091AIDL models are equipped with a deadlocking mechanism to prevent the bolt from being tampered with and pried to unlock. Bolt thrown when energized. Bolt retracts when de-energized or during a power failure. Recommended for failsafe applications requiring a higher level of security.

WOOD APPLICATIONS

Wood applications require a larger faceplate. 1091AIWD models are failsafe operating bolt locks for wood applications and utilize a 8½" x 1½" x ⅛" faceplate. 1291AHWD models are failsecure for wood applications and utilize a 9" x 1½" x ⅛" faceplate.

MECHANICAL RELEASE FUNCTION*

1091AIDMR and 1291AHDMR models incorporate a mechanical release mortise cylinder to manually override the solenoid on one side of an opening. Unlike standard right angle bolt lock models, right angle bolt lock models with key override mechanical release are specific to the installation applications. The backset differs between models for jamb mount or door mount applications. For jamb mount installations, the backset requirement is 0.865". For door mount installations, the backset requirement is 1⅞". For jamb mount installations, 1091AIDMR models are failsafe and 1291AHDMR models are failsecure. For door mount installations, 1091AIDMR1 models are failsafe and 1291AHDMR1 models are failsecure.

DUAL MECHANICAL RELEASE FUNCTION*

1091AIDDMR1 and 1291AHDDMR1 models incorporate two mechanical release mortise cylinders to manually override the solenoid on both sides of an opening. Dual mechanical release bolt lock models require a 1⅞" backset and are only available for door mount installations. 1091AIDDMR models are failsafe and 1291AHDDMR models are failsecure.

* Key cylinders sold separately, see related products.



**1091AIV
1091AIDL
1091AIWDV
1291AHV
1291AHWDV**

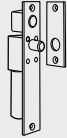
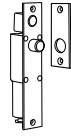
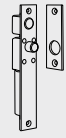
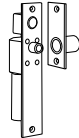



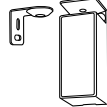


**1091AIDMRV
1091AIDMR1V
1291AHDMRV
1291AHDMR1V**



**1091AIDDMR1V
1291AHDDMR1V**

CROSS REFERENCE

Series	1091 / 1291	1190 / 2090	1490 / 2490	FS23M
				
Type	Right Angle	Right Angle	Right Angle	Right Angle
Application	Standard 1¾"	Heavy Duty	Narrow 1½"	Dual Failsafe
Failsafe	1091AI	1190AI	1490AI	FS23MI
Failsecure	1291AH	2090AH	2490AH	-----
		CLICK TO VIEW	CLICK TO VIEW	CLICK TO VIEW
Series	100 / 200	GL	PD2090	290
				
Type	Conventional	Specialty	Specialty	Specialty
Application	Mortise or Surface Mount	Gate Lock	Panic Device Top Latch Release	Micro Cabinet
Failsafe	110I, 160I, 180AI	GL160AI, GL163AI	-----	290
Failsecure	210H, 260H, 280AH	GL260AH, GL263AH, GL260MRAH	PD2090A	290
	CLICK TO VIEW	CLICK TO VIEW	CLICK TO VIEW	CLICK TO VIEW

SPECIFICATIONS

	1091AI	1291AH
Mount	Mortise	Mortise
Operation	Failsafe	Failsecure
Bolt	5/8" Diameter Solid Stainless Steel	5/8" Diameter Solid Stainless Steel
Bolt Throw	¾"	¾"
Faceplate	8" x 1½" x 1/8" (1091AI, 1091AIDL) 8½" x 1½" x 1/8" (1091AIWD) 10½" x 1½" x 1/8" (1091AIDMR, 1091AIDMR1, 1091AIDDMR1)	8" x 1½" x 1/8" (1291AH) 9" x 1½" x 1/8" (1291AHWD) 10½" x 1½" x 1/8" (1291AHDMR, 1291AHDMR1, 1291AHDDMR1)
Strike	4" x 1½" x 1/8"	4" x 1½" x 1/8"
Backset	0.865" (1091AIDMR) 1 7/8" (1091AIDMR1, 1091AIDDMR1)	0.865" (1291AHDMR) 1 7/8" (1291AHDMR1, 1291AHDDMR1)
ID Requirements	8" x 1½" x 1½" (1091AI, 1091AIDL) 7 1/8" x 1½" x 2 5/8" (1091AIWD) 10½" x 1½" x 1¾" (1091AIDMR) 10½" x 1½" x 2 7/8" (1091AIDMR1, 1091AIDDMR1)	8" x 1½" x 1½" (1291AH) 7 1/8" x 1½" x 2 5/8" (1291AHWD) 10½" x 1½" x 1¾" (1291AHDMR) 10½" x 1½" x 2 7/8" (1291AHDMR1, 1291AHDDMR1)
Weight	2 lbs	2 lbs
Input	12/24 VDC ± 10%	12/24 VDC ± 10%
Current Draw	900 mA @ 12 VDC 450 mA @ 24 VDC	900 mA @ 12 VDC 450 mA @ 24 VDC
Monitoring Contacts	SPDT 4 Amps @ 30 VDC Resistive	SPDT 4 Amps @ 30 VDC Resistive


CERTIFICATIONS

- UL 10C Positive Pressure Fire Tests of Door Assemblies
- ULC-S104 Standard Method for Fire Tests of Door Assemblies
- ULC-S533 Egress Door Securing and Releasing Devices

HOW TO ORDER

FOLLOW STEPS FOR ORDERING

 Designates optional step

<p>1 SPECIFY MODEL</p> <p>1091AI Right Angle Bolt Lock, Failsafe</p> <p>1291AH Right Angle Bolt Lock, Failsecure</p> <p>2 SPECIFY FUNCTION</p> <p>DL Deadlocking, Failsafe</p> <p>WD Wood Applications</p> <p>DMR Mechanical Release, Jamb Mount</p> <p>DMR1 Mechanical Release, Door Mount</p> <p>DDMR1 Dual Mechanical Release, Door Mount</p>	<p>3 SPECIFY FINISH</p> <p>V 628 Dull Aluminum  Standard</p> <p>Y 335 Dull Black</p> <p>C 605 Bright Brass</p> <p>D 606 Dull Brass</p> <p>F 611 Bright Bronze</p> <p>G 612 Dull Bronze</p> <p>H 613 Dark Oil Rubbed Bronze</p> <p>Q 626 Dull Chrome</p> <p>P 625 Bright Chrome</p> <p>U 630 Dull Stainless</p> <p>S 629 Bright Stainless</p> <p>4 SPECIFY OPTIONS</p> <p>D Door Position Status (DPS)</p> <p>B Bolt Position Status (BPS)</p>
---	---

STEP NUMBER:	1	2	3	4
ORDERING EXAMPLE:	1091AI	DL	V	D B

RELATED PRODUCTS

REPLACEMENT POWER REGULATORS

Power regulators reduce the power consumption of the bolt locks after activation of the lock, allowing for a heat reduction to the bolt lock.

PR-1000 Bolt Lock Power Regulator, 3¾" x 1¼" x ½"

COMPATIBLE KEY CYLINDERS

CYL-6KAQ Mortise Cylinder, 6-Pin, 1⅞" Length, Keyed Alike

CYL-6KDQ Mortise Cylinder, 6-Pin, 1⅞" Length, Keyed Different