



700 Series

Key Switches

SDC key switch assemblies provide an economical method of providing authorized control for a variety of applications. A choice of several contact configurations ensure compatibility with virtually any system. Key switch assemblies are compatible with U.S. standard, 1" to 1 3/8" mortise key cylinders and interchangeable core cylinders*. Compatibility with a new or existing facility mechanical key system is maintained.

SDC's 700 series switch assemblies come standard with stainless steel faceplates and a heavy duty rated switches. Available in a narrow faceplate size to mount directly to the door frame or single gang and double gang sizes to be box mounted.

**Key cylinders not included, order separately. See related products.*

- 20 gauge stainless steel faceplates
- Alternate action or momentary
- SPDT or DPDT
- 22 gauge wire leads, 7"
- Tamper resistant, recessed cylinder*
- Tamper resistant spanner screws
- 1" - 1 3/8" mortise cylinder compatible
- Large actuator for positive and consistent activation

**Not available with narrow faceplate 700N models.*

ORDERING GUIDE

			FINISH	
			U	
			S	
			C	
			H	
			D	
			Q	
			P	
			U	LT ATS
706				L1G
701N	701	701T		L1R
702N	702	702T		L2
705N	705	705T		LT
706N	706	706T		ATS
707N	707	707T		L2 ATS
708N	708	708T		L2 ATS
709N	709	709T		L2 ATS
711N	711	711T		L2 ATS
712N	712	712T		
713N	713	713T		
			OPTIONS	

MODEL

NOT REQUIRED

EXAMPLES

701U	Single Gang, Alternate Action (AA) On/Off, SPDT, 630	117.00
702U	Single Gang, Momentary (MO), SPDT, 630	117.00
701ULT	Single Gang, Alternate Action (AA) On/Off, SPDT, 630, One Tri-Color LED	155.00
702UL2	Single Gang, Momentary (MO), SPDT, 630, One Green & One Red LED	155.00
701NUL1R	Narrow, Alternate Action (AA) On/Off, SPDT, 630, One Red LED	143.00



Narrow



Single Gang



Double Gang



701NUL1R



707UL1R



708TUL2SN


MODEL		● ○ ○	LIST \$
701N	Narrow	Alternate Action (AA) On/Off, SPDT	117.00
702N	Narrow	Momentary (MO), SPDT	117.00
705N	Narrow	Alternate Action (AA) On/Off, DPDT	135.00
706N	Narrow	Momentary (MO), DPDT	128.00
707N	Narrow	(2) Momentary (MO), SPDT	152.00
708N	Narrow	(1) Momentary (MO), SPDT, (1) Alternate Action (AA)On/Off, SPDT	160.00
709N	Narrow	(1) Alternate Action (AA)On/Off, SPDT	171.00
711N	Narrow	(2) Momentary (MO), DPDT	178.00
712N	Narrow	(1) Momentary (MO), DPDT, (1) Alternate Action (AA) On/Off, DPDT	178.00
713N	Narrow	(2) Alternate Action (AA) On/Off, DPDT	178.00
701	Single Gang	Alternate Action (AA) On/Off, SPDT	117.00
702	Single Gang	Momentary (MO), SPDT	117.00
705	Single Gang	Alternate Action (AA) On/Off, DPDT	135.00
706	Single Gang	Momentary (MO), DPDT	128.00
707	Single Gang	(2) Momentary (MO), SPDT	152.00
708	Single Gang	(1) Momentary (MO), SPDT, (1) Alternate Action (AA)On/Off, SPDT	160.00
709	Single Gang	(1) Alternate Action (AA)On/Off, SPDT	171.00
711	Single Gang	(2) Momentary (MO), DPDT	178.00
712	Single Gang	(1) Momentary (MO), DPDT, (1) Alternate Action (AA) On/Off, DPDT	178.00
713	Single Gang	(2) Alternate Action (AA) On/Off, DPDT	178.00
701T	Double Gang	Alternate Action (AA) On/Off, SPDT	147.00
702T	Double Gang	Momentary (MO), SPDT	147.00
705T	Double Gang	Alternate Action (AA) On/Off, DPDT	160.00
706T	Double Gang	Momentary (MO), DPDT	152.00
707T	Double Gang	(2) Momentary (MO), SPDT	178.00
708T	Double Gang	(1) Momentary (MO), SPDT, (1) Alternate Action (AA)On/Off, SPDT	184.00
709T	Double Gang	(1) Alternate Action (AA)On/Off, SPDT	194.00
711T	Double Gang	(2) Momentary (MO), DPDT	202.00
712T	Double Gang	(1) Momentary (MO), DPDT, (1) Alternate Action (AA) On/Off, DPDT	202.00
713T	Double Gang	(2) Alternate Action (AA) On/Off, DPDT	202.00

FINISH		○ ● ○	ADD TO LIST
U	630 Dull Stainless <small>Standard</small>		N/C
S	629 Bright Stainless		97.00
D	606 Dull Brass		150.00
C	605 Bright Brass		150.00
G	612 Dull Bronze		150.00
F	611 Bright Bronze		150.00
H	613 Dark Oil Rubbed Bronze		97.00
Q	626 Dull Chrome		97.00
P	625 Bright Chrome		97.00

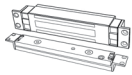
Continued on next page.

COMPONENT CONSIDERATIONS

With a robust toolbox of over 35,000 SDC access & control components at your fingertips, you can add additional components to complement the products you're ordering and assemble a turnkey solution for almost any controlled door opening system imagined.



Electromagnetic Locks
Pages 08-17



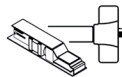
Electromagnetic Shear Locks
Pages 18-25



Electric Strikes
Pages 49-55



Electrified Locksets
Pages 56-73



Exit Devices & Retrofit ELR Kits
Pages 74-87



Low Energy Operators
Pages 136-137



Power Controllers
Pages 142-153

OPTIONS		ADD TO LIST
L1G	Visual Status Indicator (LED), One Green	26.00
L1R	Visual Status Indicator (LED), One Red	26.00
L2	Visual Status Indicator (LED), One Green & One Red	38.00
LT	Visual Status Indicator (LED), One Tri-Color	38.00
ATS	Anti-Tamper Switch (ATS)	38.00
RMB*	Audible Buzzer (RMB)	48.00
SN*	Alarm Siren (SN)	62.00

* 700T models only.

RELATED PRODUCTS

When you order any SDC products in this section, there are a number of related or complementary products that have proven to work well with your selection.

BB1D	Single Gang Retrofit Back Box, 2 1/4" x 3 3/4" x 2 3/4"	17.00
CYL-6KDQ	Mortise Cylinder, 6-Pin, 1 1/8" Length, Keyed Different	55.00
CYL-6KAQ	Mortise Cylinder 6-Pin, 1 1/8" Length, Keyed Alike	55.00