

Complete Component Considerations™

1 Locking Device

- Electric Strike
- Delayed Egress Lock
- Electric Bolt Lock
- Electrified Lockset
- Motorized Lockset
- Exit Device
- Frame Actuator Lockset
- Magnetic Lock



Spacesaver® 1091A



Motorized Latch Retraction Mortise Lockset Z7600



EMLock® 1511
1650 lbs



Exit Check™ 1511s
Delayed Egress Lock



Selectric Pro™
Z7800



Electra Pro™ Z7200



HiShear® 1565 - 2700 lbs



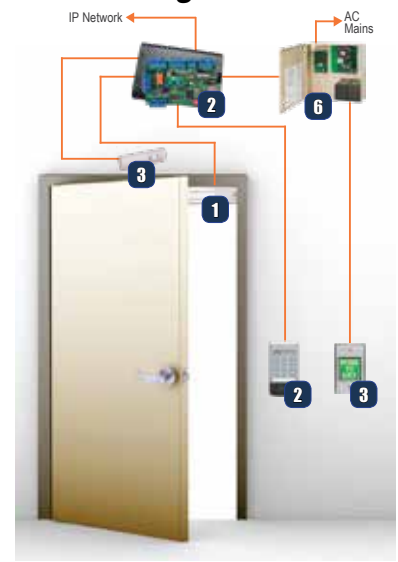
- Spectra® 6000
- Dual Latch Retraction & Dogging
 - Delayed Egress
 - Exit Alarm
 - Electric Mortise
 - HiTower® Actuator

UniFLEX™ 55

Standalone



PC Managed Network



2 Access Control

- Standalone or Network
- Keyswitch
 - Digital Keypad
 - Card Reader



Entry Check™
920PW



IP Pro
IP-based Access Control



Entry Check™
918



IPRW300
Card Reader



704U
Keyswitch

3 Egress Device

- Exit Switch
- PIR Egress Sensor
- Exit Sense Bar
- Emergency Door Release



422U



463U



474U



482A6U



Egress PIR MD31D



Sure Exit® PSB560



492 Emergency
Door Release

4 Hold & Release Control

- Magnetic Door Holder Release Device




EH20

EH40

5 Power Transfer Devices

Required With Locksets & Exit Devices

- Electric Power Hinge
- Power Transfer Loop
- Concealed Power Transfer



PTM-2
PTM-10

PT-2U

PTH-4
PTH-10

WPT
with RF technology

6 Power Supply & Door Controller

- 12/24VDC, Class 2 • Fire release input • System Status LED's • Multiple Fused Outputs • Multiple Relay Configurations • Universal Programmable Controllers



602RF 1 Amp
631RF 1.5 Amp
632RF 2 Amp
634RF 4 Amp
636RF 6 Amp



FB-4: 4 Fused
Outputs




CR4: 4 Fused
Relay Outputs



UR2-4 & UR4-8:
7 Selectable Systems
7 Selectable Relay Modes

7 Annunciators



EA100



101-4AM



101-1A

8 ADA Solution



Auto EntryControl™



CBC484A4U
Dual Switch
Bollard Post



484A1U & 48401U
Narrow Mullion
Push Plate Switch



482A4SPH
High Density Polyethylene
Push Plate Switch

SDC's COOL TOOLS YOU CAN USE ANYWHERE



Security Door Controls Retrofit Made Easy!

Use the SDC App to send a picture with your contact information. SDC will recommend cost effective solution with product information links to retrofit the opening for access control locking hardware.



1. Snap a picture of your door opening application
2. Submit through the free SDC app
3. Receive a complete *Electrical Access & Egress Solution*

Door Checklist

Voltage & Wire Calculators

Installation Videos

System Design

And More!
sdcsecurity.com/toolbox

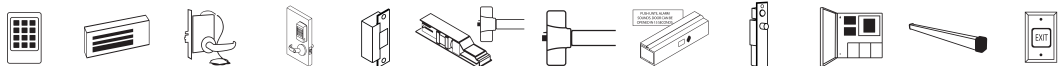
Take your toolbox with you anywhere with the SDC Security App



Download SDC App now!



Complete Access & Egress System Solutions



WWW.SDCSECURITY.COM • 1-800-413-8783

LIT-COMPONENT CONSIDERATIONS 11/19