
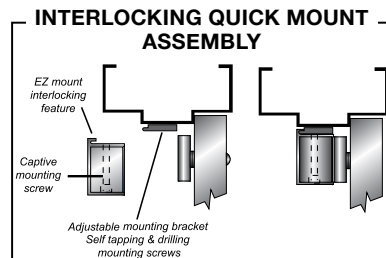


350V



352V



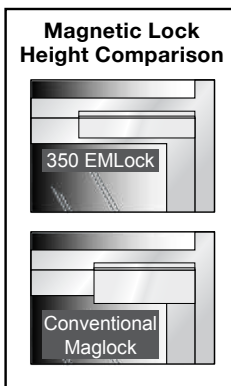
350 SINGLE SPECIFICATIONS

Holding Power	1200 Lbs.
Input Voltage	Dual 12/24 VDC
Current	309mA @ 24VDC / 560mA @ 12VDC
Magnetic Bond Sensor	1-SPDT output 250mA max. @ 12/24VDC
Door Status Sensor	1-SPDT output 250mA max. @ 12/24VDC
LED Indicator	Green-Secure, Red-Unlocked
Dimensions	12-1/2"L x 2-1/8H x 1-11/16W (318 x 54 x 43mm)

352 DOUBLE SPECIFICATIONS

Holding Power	1200 Lbs. per door leaf
Input Voltage	Dual 12/24 VDC
Current	618mA @ 24VDC / 1120mA @ 12VDC
2 Magnetic Bond Sensors	2 SPDT outputs 250mA max. @ 12/24VDC
2 Door Status Sensors	2 SPDT outputs 250mA max. @ 12/24VDC
2 LED Indicators	Green-Secure, Red-Unlocked
Dimensions	25"L x 2-1/8H x 1-11/16W (635 x 54 x 43mm)

Magnetic Locks



MODEL	DESCRIPTION	LIST
350V	Single Narrow Line Magnetic Lock, 628 Aluminum, specify 2 for pair of doors with mullion, Retrofits Locknetics MagForce 350+ & 350+/DSM/MBS/L1	389.00
352V	Double Narrow Line Magnetic Lock, 628 Aluminum, for pair of doors without mullion, Retrofits Locknetics MagForce 352+ & 352+/DSM/MBS/L2	777.00

Top Jamb Mounting Kit

Distributor Discount Code **GK LIST**

TJ350	Single	135.00
TJ352	Double	239.00

Glass Door Mounting Kit

Distributor Discount Code **GK LIST**

- Field adjustable for 1/2", 5/8" and 3/4" all glass Herculite doors

HDB350 Single	187.00	HDB352 Double, 2 single kits	373.00
----------------------	---------------	-------------------------------------	---------------



SECURITY DOOR CONTROLS
 801 Avenida Acaso • Camarillo, CA 93012
 Email: Service@sdcsecurity.com • www.sdcsecurity.com

Price List Effective February 1, 2017