

# 602RF Series 1 Amp Modular Access Control Power Supply

All SDC power supplies are equipped with a high performance transformer and highly reliable electronic components. Filtering and output voltage regulation provide protection and ensure the longevity of all system components. With the addition of SDC programmable controllers or relay modules, the user-friendly modular designs ensure versatility, interface capability and easy installation of electric locking devices, access controls and related safety equipment.



**602RF\***

ALVY - Access Control Systems Unit (UL294)

APHV - Power Supplies for Use with Burglar-Alarm Systems




## FEATURES

- Fire/Life Safety**  
 A fire alarm input provides simultaneous release of all fail safe locks and door holders in case of an emergency.
- Door Control Modules**  
 SDC relay modules may be incorporated in the power supplies to meet virtually any application requirement, for single or multiple door control.
- Input AND Output Protection**  
 The AC input voltage is circuit breaker protected and the secondary output is PTC protected.
- System Status**  
 LED status indicators provide information regarding the AC input, DC output, and battery back up status. Outputs for remote annunciation are available.
- Low Battery Disconnect**  
 Batteries are disconnected from the output circuit prior to deep discharge preventing battery destruction.
- Battery Charging Output**  
 A separate PTC protected charging output provides 13.5 or 27 volts to fully charge the batteries. The secondary output is always precisely maintained at 12 or 24VDC to protect locking devices and components from over voltage while the batteries are charging. The specified secondary output current is also maintained while batteries are charging. De-rating of the secondary output current is not required when charging batteries.

- Class 2 Outputs**  
 To simplify installations that do not require conduit, a Class 2 output is standard and a 6-foot power cord is optional for the 115VAC input where permitted by code.
- Modular Design**  
 Door control relay modules are available to meet virtually any application need. All wiring for lock hardware, access controls remote control and monitoring is terminated at one central location. Installation and troubleshooting is simplified. Modules may be factory installed or ordered separately for field installation as needed. All modules are individually fused for protection of multiple station systems.



**602RFL**

MODELS	
 <b>602RFL</b>	Power Supply (less cabinet)
 <b>602RF</b>	Power Supply, plus 12" W x 12" H x 3.75" D Cabinet
 <b>602RFA</b>	Power Supply, plus 16" W x 14" H x 6.5" D Cabinet

\* shown with optional batteries



## SPECIFICATIONS

### Electrical

<b>Input</b>	115VAC, 600 mA, 50/60 Hz
<b>Output</b>	Field Selectable 12/24VDC, 1 Amp
<b>Battery Charger</b>	13.5/27VDC, 250 mA
<b>Weight</b>	8.5 lbs

### Mechanical

<b>Cabinet</b>	602RF: 12" x 12" x 4", 20 GA 602RFA: 16" x 14" x 6.5", 16 GA
----------------	---

SDC power supplies equipped with batteries provide continuous operation of access controls, locking devices and peripheral components during a power failure. See Table 2 to determine battery requirements for standby power.

PRODUCT SKU SAMPLE: **602RF 12VR UR1**

## HOW TO ORDER

### 1| SPECIFY MODEL

- 602RFL** 1 Amp, Class 2 Output, Less Cabinet
- 602RF** 1 Amp, Class 2 Output 12" W Cabinet
- 602RFA** 1 Amp, Class 2 Output 16" W Cabinet

### 2| SPECIFY OPTIONS

- MR** Cover Mounted Manual Reset Switch for Fire/Emergency Release
- PS-1** System On-Off Push Switch inside Power Supply Enclosure
- PS-1A** System On-Off Push Switch on Enclosure Cover
- 14-2** 7 Day – Skip a Day Programmable Timer Automatically unlocks and locks all doors or specific doors on programmed days only.
- PC** 6 ft. Power Cord  
Recommended for 1 Amp, eliminating the need for AC conduit.
- KL** Key Lock Cover
- 220V/230V** 230VAC, 50/60Hz

### 3| SPECIFY CONTROL MODULES

- 12VR** 12VDC Regulated and Filtered Output Module
- FB-4** Four 2 Amp fuse protected outputs
- PSM** Power Supply Remote Monitoring Module
- UR1** Universal Door Controller
- CR4** Control Relay - 4 Independent DPDT Relays
- ACM-1** Access Control Module  
see page 257 for more info

**TABLE 1**  
CONTROL MODULE CAPACITY\*

Power Supply:	602RF		602RFA	
	0-2	3-4	0-2	3-4
	RB12V4		RB12V4	
FB4	2	2	2	2
12VR	2	1	2	1
PSM	1	1	1	1
UR-1	4	2	4	2
CR-4	2	1	2	1
ACM-1	2	1	2	1

\* Total combined load of modules and access control hardware may not exceed 1 amp.

**TABLE 2:**  
12VDC STANDBY POWER

5 Ah Battery Qty	1	2
Amp Hours	5Ah	10Ah
Load/Amps	Power Back-up Time in Hours	
0.25	20	40
0.50	8.5	20
0.75	5.5	12
1.00	3.8	8.5

## ACCESSORIES

### BACKUP BATTERIES

SDC power supplies equipped with batteries provide continuous operation of access controls, locking devices and peripheral components during a power failure.



**RB12V4** 12V/5Ah Battery,

**RB12V7** 12V/8Ah Battery,