

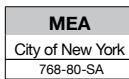
7500 Series HiTower®



Distributor Discount Code **LK**

HiTower® - Electric Frame Actuator Controlled Locksets

The HiTower utilizes SDC's original concept of utilizing an electric frame actuator to control a mechanical lock in the door, eliminating the cost and labor associated with a power transfer hinge and wires through the door.



HiTower® Z7500

- SDC brand Grade 1 Heavy Duty lockset
- Field selectable function, Locked outside only or both sides

HiTower® CONVERSIONS


Distributors provide a new mechanical lock brand of choice to the factory for conversion to an electric frame actuator controlled lockset.



Electrically Controlled Single Point Locks or Latches
3 Hr A Label Fire Rated Doors



Z7500



SDC S6303FH




O7550
Yale Conversion




G

GE



E

EE



N

NE



07

07E

SPECIFY SOURCE OF MORTISE LOCK

HiTower® Pro - SDC supplied mortise lock and electric frame actuator, complete with lever trim (Cylinder not included)

Z SDC lockset **ZR** SDC Retrofit lockset, replaces discontinued 5000/6000 series

ZY SDC retrofit lockset replaces SDC modifications of discontinued manufacturer models: Falcon-LM581; Sargent-7704/7705; Corbin-9557L/2257; Russwin- 7059L; Arrow-1600EW; Yale-8705; Almet-5007; Best-35HEW

HiTower® Mod - SDC supplied Schlage mortise lock and electric frame actuator, less lever trim

ZS Schlage L9080

HiTower® Mod - Distributors supply SDC with the mortise lock body and armored front (less trim) for modification. SDC returns the modified lock body with an electric actuator. Upon installation, two lever return spring cages (supplied by distributor) are required for proper operation.

A Falcon*	LM-561/MA581	P Yale	8805
D Sargent	8204	R Schlage Retro	L9080 (replaces 5000 series)
H Hager	3880	S Schlage	L9080
I Corbin/Russwin	2057	T Best	35 HEW and 45H
N Arrow	B12	U Dorma	M9000
O Yale	7130F-L5 Exit device	V Marks	5EW

*All Falcon locks must be supplied with 0201000-000 face plate, less hub locking bar

SPECIFY FUNCTION

7530 Locked both sides. Unlocked by access control, remote control and key from either side, failsafe

7550 Locked outside only. Unlocked by access control, remote control, outside key and inside lever, failsafe

7560 Locked both sides. Unlocked by access control, remote control and key from either side, failsecure

7570 Locked outside only. Unlocked by access control, remote control, outside key and inside lever, failsecure

SPECIFY HAND

L Left hand **LR** Left hand reversed

R Right hand **RR** Right hand reversed

ACTUATOR VOLTAGE AND FRAME SIZE

see page 37 for pricing

Fail-safe actuator for 1-3/4" to 2" face frames	Extra Narrow fail-safe actuator for 1-1/4" to 1-1/2" face frames	+Failsecure actuator for 2" face frames
A 115VAC 0.2 Amps	D 115VAC 0.2 Amps	G 115VAC 0.2 Amps
B 24VAC 0.5 Amps	E 24VAC 0.5 Amps	H 24VAC 0.5 Amps
C 24VDC 0.5 Amps	F 24VDC 0.5 Amps	J 24VDC 0.5 Amps

+ Fail Secure Actuator Available with Z or S lockset only. Special strike preparation required for S7560/7570.

SPECIFY FINISH

add to list

Q 626 Dull Chrome (standard)			
C 605 Bright Brass 54.00	G 612 Dull Bronze 54.00	S 629 Bright Stainless Steel 54.00	
D 606 Dull Brass 54.00	H 613 Oil Rubbed Bronze 54.00	U 630 Dull Stainless Steel 54.00	
F 611 Bright Bronze 54.00	P 625 Bright Chrome 54.00		

SPECIFY LEVER TRIM FOR Z, ZR & ZY

add to list

G Galaxy with rose	N/C	GE Galaxy with escutcheon	108.00
E Eclipse with rose	N/C	EE Eclipse with escutcheon	108.00
N Nova with rose	N/C	NE Nova with escutcheon	108.00
07 Schlage style with SDC B rose	N/C	07E Schlage style with SDC escutcheon	108.00

SDC

SECURITY DOOR CONTROLS
 801 Avenida Acaso • Camarillo, CA 93012
 Email: Service@sdcsecurity.com • www.sdcsecurity.com

PRICING BY SOURCE AND FUNCTION

Distributor Discount Code LK LIST

HiTower® PRO

Sources Z, ZR, ZY: SDC supplied - SDC lever trim, mortise lock and electric frame actuator.

SOURCE/FUNCTION

Z7530	SDC	Failsafe, locked both sides with rose trim	752.00
Z7550	SDC	Failsafe, locked outside only with rose trim	742.00
Z7560	SDC	Failsecure, locked Both sides with rose trim	912.00
Z7570	SDC	Failsecure, locked outside only with rose trim	902.00
ZY7530	SDC	(Replaces discontinued lock models, see page 36 for details) Failsafe, locked both sides with rose trim	752.00
ZY7550	SDC	(Replaces discontinued lock models, see page 36 for details) Failsafe, locked outside only with rose trim	742.00
ZR7530	SDC	(Replaces 5000 series) Failsafe, locked both sides with rose trim	860.00
ZR7550	SDC	(Replaces 5000 series) Failsafe, locked outside only with rose trim	848.00
ZR7560	SDC	(Replaces 6000 series) Failsecure, locked both sides with rose trim	912.00
ZR7570	SDC	(Replaces 6000 series) Failsecure, locked outside only with rose trim	902.00

Extra Narrow Failsafe Frame Actuator **Add 129.00**

(Actuator type D, E, F, only page 36) For 1-1/4" to 1-1/2" frames.

Special strike prep required. Not available with ZR or failsecure 7560 and 7570

Rose Trim **N/C**

Escutcheon trim **Add 108.00**

HiTower® MOD

Source ZS (see page 36). **Special order, no returns, no cancellation**
SDC supplied - Schlage L mortise lock and electric frame actuator, **less lever trim**

SOURCE/FUNCTION

ZS7530	Schlage	Failsafe, locked both sides	1850.00
ZS7550	Schlage	Failsafe, locked outside only	1850.00

HiTower® MOD

Sources A, D, I, N, O, P, S, T (see page 36)
Distributor supplied - Major brand mechanical lock for modification, SDC supplied Electric frame actuator

SOURCE/FUNCTION

A, D, H, I, N, P, S, T, U, V 7530	Failsafe, locked both sides	512.00
A, D, H, I, N, O, P, S, T, U, V 7550	Failsafe, locked outside only	475.00
S7560	Failsecure, locked both sides (5.75" Strike plate)	667.00
S7570	Failsecure, locked outside only (5.75" Strike plate)	657.00

Extra Narrow Failsafe Frame Actuator **129.00**

(Actuator type D, E, F only page 36) For 1-1/4" to 1-1/2" frames. Special strike prep required.

Not available with failsecure 7560 and 7570

HiTower® MOD

Source R (see page 36)
Distributor supplied - Schlage L9080 mechanical lock for modification. SDC supplied Electric frame actuator

SOURCE/FUNCTION

R7530	(Replaces 5000 series) Failsafe, locked both sides	566.00
R7550	(Replaces 5000 series) Failsafe, locked outside only	534.00

OPTIONS AND ACCESSORIES

Add to List

Lock status and wire harness

L	Latch status switch, SPDT, 5 Amps @ 30VDC	65.00
S	Latch and deadlock status, 3 Amps @ 30VDC	108.00
SC-10	Socket connectors with 10 ft. cable, power wiring only	65.00
SC-10-5	Socket connectors with 10 ft. cable for power and options	83.00

Electrical back boxes for frame actuators with conduit knockouts:
(Recommended for new construction)

7500EB-S	For standard actuator in 1-3/4" or 2" face frame	33.00
7500EB-N	For narrow actuator in 1-1/4" or 1-1/2" face frame	33.00

Optional Key Cylinders

CYL-6KDKQ	6 pin, 1.125" keyed different, 626 Dull Chrome	33.00
CYL-6KAQ	6 pin, 1.125" keyed alike, 626 Dull Chrome	33.00



Special Strikes

SSP	Special retrofit strike plate	129.00
------------	-------------------------------	---------------

Specify extended lip strike in writing

POA

