

EntryCheck™ 918

Digital Keypad





The SDC EntryCheck™ 918 Series are indoor stand alone digital keypads designed to control access of a single entry point for facilities with up to 500 users. Each user is assigned a personal identification number (PIN). Keypad entry of a valid one to six digit code activates one or both of the output relays which releases an electric door lock.



The SDC EntryCheck™ 918W is designed to interface with most access control systems and provides a standard 26-bit Wiegand output.

FEATURES

- 12-Key Illuminated, Moisture-Resistant 3 x4 Keypad
- Tamper-Resistant Screws
- Single-Gang Mount
- Programmable Site Code (918W)
- Dual LED Status Indicators
- Adjustable Audible Annunciation
- Configurable Illumination: On, Off, Timed
- 4 Outputs, 2 Relay and 2 Solid State
- Outputs Timed or Latching (On/Off)
- Assign Entry PIN's to Relays 1 and/or 2
- LED Status: Access, lockout
- Tactile Keys with Selectable Audible Levels for Key Depression or Output Activation
- Timed Anti-Passback, Anti-Tailgate
- Keypad Tamper Lockout
- Request-to-Exit/Enter Input
- Thick Stainless Steel Faceplate 3/32"

 **MODELS**

 **918** Standalone Digital Indoor Keypad

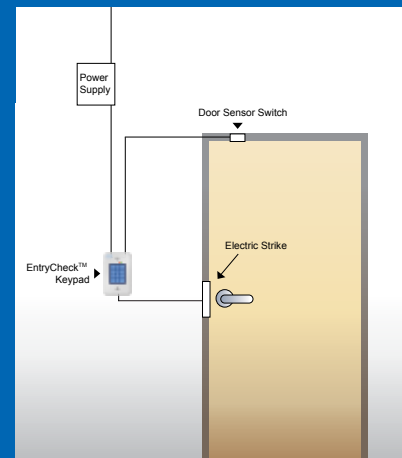
 **918W** Indoor Keypad with Wiegand Output Single Gang 



PROGRAMMING OPTIONS

The 918 EntryCheck™ includes a Door Sense/Inhibit Input feature. When programmed for “Door Sense”, a door position switch wired into the input and detects a “forced entry” or “door ajar” condition. When programmed for “Inhibit Input”, a maintained switch or automatic timer wired into the input will disable the activation of the

main relay. The EntryCheck™ also has a request-to-exit input for connection to an exit switch and/or fire access key switch for fire/emergency access. When access is granted, the shunt option is activated shunting alarm contacts on the door or gate. This prevents triggering of an alarm during authorized access.



918 SPECIFICATIONS

Voltage	12/24 VAC/DC
Current	30mA Typical, 150mA Maximum
Outputs	Relay 1 - SPDT 5 Amps @ 30VDC Relay 2 - SPDT 2 Amps @ 30VDC Switch to Common Outputs 3 & 4 - 100mA @ 30VDC
Temperature	-4°F to +140°F (-20°C to +60°C)
Humidity	5% to 95% Non-Condensing
Finish	Brushed Stainless Steel
Dimensions	3"W x 4-3/4"H x 1-1/2"D (1/4" Wall Projection)
Weight	.5 lbs

918W SPECIFICATIONS

Keypad	Brushed Stainless Steel 3/32" Thick
Voltage	5-16 VDC
Current	30mA Typical, 60mA Max.
Keypad Output	26-bit Wiegand
Wiring	6" Pigtail
Temperature	-4°F to +140°F (-20°C to +60°C)
Humidity	5% to 95% Non-Condensing
Dimensions	3"W x 4-3/4"H x 1"D (1/4" Wall Projection)
Weight	.5 lbs

PRODUCT SKU SAMPLE: **918W H TR12**

HOW TO ORDER

1| SPECIFY MODEL

- 918** Standalone Digital Indoor Keypad
- 918W** Indoor Keypad with Wiegand Output

2| SPECIFY FINISH

- U** 630 Satin Stainless Steel
- C** 605 Bright Brass
- D** 606 Dull Brass
- H** 613 Oil Rubbed Bronze
- P** 625 Bright Chrome

3| SPECIFY OPTIONS (OPTIONAL)

- TR12** Plug in Power Supply 120 VAC
Primary. Output: 12VDC @ 1 Amp.
Secondary Screw Terminals

ACCESSORIES

PRIVACY SHROUD PRIVACY PROTECTION



- 900-PS** Privacy Shroud, Ensure Privacy for Standalone Digital Keypads.