

# EntryCheck™ 921P & 924P

## Digital Keypads x Secure Electronics



The SDC 921P and the 924P EntryCheck™ are indoor/outdoor stand-alone digital keypads with Prox Reader and Controller (2-piece configuration), designed to control access of a single entry point with up to 500 users. Each user is assigned a proximity card and/or a personal identification number (PIN). Presentation of a proximity card or keypad entry of a code activates one or both of the output relays which releases an electric door lock.



### FEATURES

- Weather Resistant
- Heavy Cast Vandal Resistant Housing
- Heavy Cast Metal Blue Backlit Keys
- Keypad Programmable
- 500 Users, Prox card and/or PIN Codes
- 4 Outputs, 2 Relay and 2 Solid State Outputs Timed or Latching (On/Off)
- Assign Entry to Relays 1 and/or 2
- LED Status: Access, Lockout
- Tactile Keys with Selectable Audible Levels for Key Depression or Output Activation
- Timed Anti-Passback, Anti-Tailgate
- Keypad Tamper Lockout
- Request-to-Exit/Enter Input
- Choice of Door Sense/Relay Inhibit Input Functions; Forced Entry, Door Ajar, or Inhibit Relay 1 or 2, Auto Relock When Door Closes
- Choice of 2 Solid State Outputs Functions; Alarm Shunt, Forced Entry, Door Ajar, Tamper Lockout or Keypad Active

### MODES:

3 User Modes:

- PIN or Card
- Card Only
- Card and PIN  
HID-Compatible (125kHz-RFID)

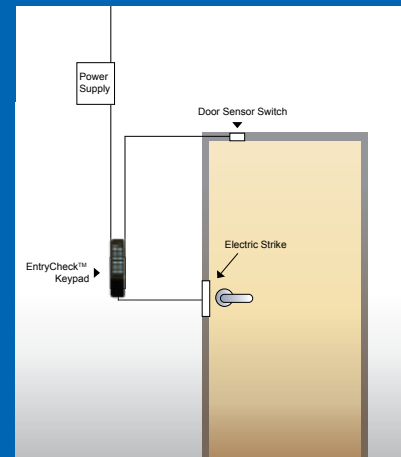
MODELS	
 <b>921P</b>	Standalone Surface Mount Digital Keypad with Prox Reader and Controller
 <b>924P</b>	Standalone Surface Mount Narrow Digital Keypad with Prox Reader and Controller



## PROGRAMMING OPTIONS

The 921 and 924 EntryCheck™ series includes a Door Sense/Inhibit Input feature. When programmed for “Door Sense”, a door position switch wired into the input and detects a “forced entry” or “door ajar” condition. When programmed for “Inhibit Input”, a maintained switch or automatic timer wired into the input will disable the activation of the main

relay. The EntryCheck™ also has a request-to-exit input for connection to an exit switch and/or fire access key switch for fire/emergency access. When access is granted, the shunt option is activated shunting alarm contacts on the door or gate. This prevents triggering of an alarm during authorized access.



### 921P SPECIFICATIONS

<b>Voltage</b>	12/24 VAC/DC
<b>Current</b>	30mA Typical, 150mA Maximum
<b>Outputs</b>	Relay 1 - SPDT 5 Amps @ 30VDC Relay 2 - SPDT 2 Amps @ 30VDC Switch to Common Outputs 3 & 4 – 100mA @ 30VDC
<b>Temperature</b>	-4°F to +140°F (-20°C to +60°C)
<b>Humidity</b>	5% to 95% Non-Condensing
<b>Finish</b>	Powder Coat Painted Cast Metal
<b>Keypad</b>	3"W x 5-3/4"H x 1-7/16"D (1.5" Wall Projection) Surface mount
<b>Enclosure</b>	7-3/4" W x 5-3/4" H x 3-1/2" D
<b>Weight</b>	2.65 lb

### 924P SPECIFICATIONS

<b>Voltage</b>	12/24 VAC/DC
<b>Current</b>	30mA Typical, 150mA Maximum
<b>Outputs</b>	Relay 1 - SPDT 5 Amps @ 30VDC Relay 2 - SPDT 2 Amps @ 30VDC Switch to Common Outputs 3 & 4 – 100mA @ 30VDC
<b>Temperature</b>	-4°F to +140°F (-20°C to +60°C)
<b>Humidity</b>	5% to 95% Non-Condensing
<b>Finish</b>	Powder Coat Painted Cast Metal
<b>Keypad</b>	1-3/4"W x 7-5/16"H x 1-3/8"D (1.5" Wall Projection) Surface mount
<b>Enclosure</b>	7-3/4" W x 5-3/4" H x 3-1/2" D
<b>Weight</b>	2.45 lb

### ACCESSORIES

#### PROX CARDS AND KEY FOBS

**HID1326-25** Proximity Card , 25 Cards

**HID1326-100** Proximity Card, 100 Cards

**HID1346-10** Proximity Key Fob, 10 Key Fobs

**HID1346-100** Proximity Key Fob, 100 Key Fobs

**PTAG-10** Proximity Disc Tag, 10 Tags

**PTAG-25** Proximity Disc Tag, 25 Tags

