



Schlage



Sargent



Best



Yale



Dorma

SDC's Electra™ Mod locksets ensure that the door stays latched even when unlocked, maintaining fire door integrity. The Electra™ Mod locksets comply with all national building and fire life safety code requirements for use on fire rated doors, including high-rise stairwell and elevator lobby doors where the use of electric strikes and magnetic locks is prohibited.

Features

- Outside lever normally locked, turning inside lever provides uninhibited egress
- Request-to-exit output optional with all locksets
- Dual Voltage 12 and 24VDC
- Choice of failsafe or failsecure operating mode

Specifications

Voltage: Dual 12/24VDC Input
Current: 600/300mA @ 12/24VDC
REX Output: SPDT 3 Amps @ 30VDC
Latchbolt: 1/2" throw

Backset: 2-3/4"
Strike: 4-7/8" ANSI A115.2
Door Thickness: 1-5/8" to 2-1/8"

HOW TO ORDER

DISTIBUTOR SUPPLIED MECHANICAL LOCKSET

LIST

Distributors to supply SDC with cylindrical lock for modification. SDC returns modified lock.

S	Schlage	ND80PD	P	Yale	5405LN	150.00
C	Best	93K7D	D	Sargent	10G04	150.00
U	Dorma	C880				150.00
Schlage	S72050	Failsafe, REX Optional	S7252	Failsecure, REX Optional		150.00
Yale	P7250	Failsafe, REX Optional	P7252	Failsecure, REX Optional		150.00
Best	T7250	Failsafe, REX Optional	T7252	Failsecure, REX Optional		150.00
Sargent	D7250	Failsafe, REX Optional	D7252	Failsecure, REX Optional		150.00
Dorma	U7250	Failsafe, REX Optional	U7252	Failsecure, REX Optional		150.00
REX		For S7200, request-to-exit output, SPDT, 3 Amps @ 30VDC				150.00

SDC SUPPLIED MECHANICAL LOCKSET

In Stock: Following SDC electrified locksets are in stock at both SDC east and west coast warehouses for immediate shipment the same day or by the next business day.

Schlage Failsafe and Failsecure electrified locksets provided by SDC

SDC Failsafe	SDC Failsecure	Trim Type	
ZS7250ATHQ	ZS7252ATHQ	Athens	680.00
ZS7250SPAQ	ZS7252SPAQ	Sparta	680.00
ZS7250RHOQ	ZS7252RHOQ	Rhodes	680.00
ZS7250TLRQ	ZS7252TLRQ	Tubular	680.00
ZS7250OMEQ	ZS7252OMEQ	Omega	680.00

Sargent Failsafe and Failsecure electrified locksets provided by SDC

SDC Failsafe	SDC Failsecure	Trim Type	
ZD7250BQ	ZD7252BQ	B	780.00
ZD7250JQ	ZD7252JQ	J	780.00
ZD7250LQ	ZD7252LQ	L	780.00
ZD7250PQ	ZD7252PQ	P	780.00

Yale Failsafe and Failsecure electrified locksets provided by SDC

SDC Failsafe	SDC Failsecure	Trim Type	
ZP7250AUQ	ZP7252AUQ	Augusta	696.00
ZP7250MOQ	ZP7252MOQ	Monroe	696.00
ZP7250PBQ	ZP7252PBQ	Pacific Beach	696.00

Best Failsafe and Failsecure electrified locksets provided by SDC

SDC Failsafe	SDC Failsecure	Trim Type	
ZT725014Q	ZT725214Q	14	825.00
ZT725015Q	ZT725215Q	15	825.00
ZT725016Q	ZT725216Q	16	825.00



Electrically Controlled Single Point Locks & Latches, 3 Hr A Label Fire Doors



3773-0324:104 CSFM



Athens



Sparta




Rhodes



Tubular



Omega



B



J



L



P



Augusta



Monroe



Pacific Beach



14



15



16



SECURITY DOOR CONTROLS
 801 Avenida Acaso • Camarillo, CA 93012
 Email: Service@sdcsecurity.com • www.sdcsecurity.com

Price List Effective February 15, 2009

ELECTRA PRO™ SDC' Z7200 SERIES HEAVY DUTY CYLINDRICAL LOCKSETS

LEK

Function: 7200 series locksets are locked on the outside and unlocked from the exterior by an access control or mechanical key. The inside lever is always operable for uninhibited egress.



Request-to-Exit Output: Standard with all SDC brand Z7200 locksets. SPDT, 3 Amps @ 30VDC

Features

- Clutch for vandal resistance. **Z7200 only**
- Choice of failsecure or failsafe mode
- Dual 12/24 VDC
- **REX** output: Z7200 **standard**; S7200 optional
- 'C' type keyway, BEST IC core optional
- Independent lever power return springs

Specifications

- Dual Voltage, 600/300 mA @ 12/24VDC
- Exceeds ANSI A156-2-4000 Grade 1
- 0.5625" latchbolt
- 2.75" Backset
- 4.875 strike ANSI A115.2

SPECIFY MODEL

Electra Pro™ Locks

Z7250	SDC Failsafe, with REX Output	Z7252	SDC Failsecure, with REX Output	396.00
--------------	-------------------------------	--------------	---------------------------------	---------------

SPECIFY LEVER TRIM

SDC Lever Trim

G	Galaxy	E	Eclipse	N/C
----------	--------	----------	---------	------------

SPECIFY FINISH

Q	626 Dull Chrome (standard)	N/C		
C	605 Bright Brass	50.00	H	613 Oil Rubbed Bronze 50.00
D	606 Dull Brass	50.00	P	625 Bright Chrome 50.00

OPTIONAL CYLINDER and I-CORES

SDC Conventional Cylinders (Schlage 'C' Keyway Standard)

6PKA	6 PIN Keyed alike	N/C	6PKD	6 PIN Keyed different (standard)	N/C
				SPECIFICATION NOT REQUIRED	

[IC] Interchangeable Core (Best 'A' Keyway Standard)

IC6P-KA	6 pin I-Core, small format, keyed alike	50.00	IC7P-KA	7 pin I-Core, small format, keyed alike	50.00
IC6P-KD	6 pin I-Core, small format, keyed different	50.00	IC7P-KD	7 pin I-Core, small format, keyed different	50.00

OPTIONAL LATCH AND BACKSET ASSEMBLIES

B1	2-3/4" Backset latchbolt (Standard)	N/C	B2	2-3/8" Backset Latchbolt	N/C
	SPECIFICATION NOT REQUIRED			MUST BE SPECIFIED	

OPTIONAL STRIKE PLATES

ST1	ANSI 1-1/4" x 4-7/8" (Standard)	N/C	ST2	T-Strike with dust box, 1-1/8" x 2-3/4"	N/C
	SPECIFICATION NOT REQUIRED			MUST BE SPECIFIED	

OPTIONS & ACCESSORIES

Z7200-Spacer	Required for 1-3/8" doors, (2) spacers supplied	30.00
030736-00-70	Drill guide for locating 5/16" thru-bolt holes	25.00



Electra Pro™ Z7250G



Electra Pro™ Z7250E



Electra Mod™ S7250-RHO



Electra Mod™ S7250-SPA



I-CORE

Price List Effective February 15, 2009

SECURITY DOOR CONTROLS
801 Avenida Acaso • Camarillo, CA 93012
Email: Service@sdsecurity.com • www.sdsecurity.com



New Schlage Equivalente 07 and 12 Levers

SELECTRIC™ PRO Z7800 ELECTRIC LOCKSET



LSK

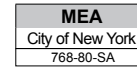
SELECTRIC® PRO locksets incorporate an SDC manufactured Grade 1 Heavy Duty mortise lockset and vandal resistant clutch mechanism. Proprietary to SDC, SELECTRIC® PRO locksets, all operational attributes are field selectable. In addition, SELECTRIC® PRO locksets retrofit many other mechanical lock brands making them fully compatible with new and retrofit applications.

Field Selectable Attributes

- Selectable mode, failsafe or failsecure
- Selectable function, locked outside only or both sides
- Selectable voltage, 12 or 24VDC
- Selectable handing



3773-0324:104



Electrically Controlled Single Point Locks or Latches
3 Hr A Label Fire Rated Doors

SPECIFY FUNCTION AND MODE

LIST

SDC Supplied Electrified Lock (Mortise cylinder not included). SDC Brand 7800 lockset. Clutch for lever trim vandal resistance. * Less trim - compatible with Schlage trim

		* Less Trim	With SDC Trim
Z7830	Locked both sides, failsafe. Field reversible to failsecure mode.	275.00	620.00
Z7850	Locked outside only, failsafe. Field reversible to failsecure mode.	275.00	620.00
Z7832	Locked both sides, failsecure. Field reversible to failsafe mode.	275.00	620.00
Z7852	Locked outside only, failsecure. Field reversible to failsafe mode.	275.00	620.00
Z7835	Locked outside and/or inside. Outside failsecure, inside failsafe	425.00	770.00

Voltage - Z7835 Only

Specify voltage for Z7835 function only. Leave blank for all other functions which are 12/24VDC, field selectable

12	12VDC	24	24VDC	N/C
----	-------	----	-------	-----

SPECIFY HAND

L	Left hand	LR	Left hand reversed	All hands are field reversible	N/C
R	Right hand	RR	Right hand reversed	without disassembly	N/C

SPECIFY FINISH

Add to List

Q	626 Dull Chrome (standard)	N/C			
C	605 Bright Brass	50.00	G	612 Dull Bronze	50.00
D	606 Dull Brass	50.00	H	613 Oil Rubbed Bronze	50.00
F	611 Bright Bronze	50.00	P	625 Bright Chrome	50.00
			S	629 Bright Stainless Steel	50.00
			U	630 Dull Stainless Steel	50.00

SPECIFY LEVER TRIM

Add to List

G	Galaxy with rose	N/C	GE	Galaxy with escutcheon	100.00
E	Eclipse with rose	N/C	EE	Eclipse with escutcheon	100.00
N	Nova with rose	N/C	NE	Nova with escutcheon	100.00
07	Schlage equal with SDC B rose	POA	07E	Schlage equal with SDC escutcheon	POA
12	Schlage equal with SDC B rose	POA	12E	Schlage equal with SDC escutcheon	POA

OPTIONS AND ACCESSORIES

Add to List

Optional Outputs

R	Request-to-exit. Indicates inside lever operation for access control request-to-exit input, alarm shunt, remote annunciation or CCTV activation, SPDT 5 Amp @ 30VDC	76.00
D	Door position status output. Indicates door open and door closed. SPDT 5 Amp @ 30VDC.	80.00
S	Latched & locked status output. Indicates door latched and locked and door unlocked. SPDT 5 Amp @ 30VDC	100.00

Optional Cable and Connectors

CC1-5	5ft. Cable and connectors for locks <u>without</u> optional outputs	30.00
CC3-5	5ft. Cable and connectors for locks <u>with</u> optional outputs	50.00

Optional Key Cylinders	1 required for 7850/7852	2 required for 7830/7832	30.00
-------------------------------	--------------------------	--------------------------	-------

CYL-6KDQ	6 pin, 1.125" keyed different, 626 Dull Chrome	30.00
-----------------	--	-------




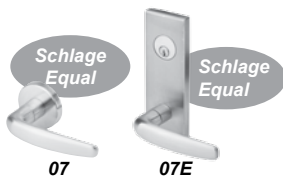
CYL-6KAQ	6 pin, 1.125" keyed alike, 626 Dull Chrome	30.00
-----------------	--	-------

Power Transfer Hinge

UL listed, 4.5", five knuckle hinge. Special finish available

PTH-4Q	Four wire, dull chrome	150.00
---------------	------------------------	--------

PTH-10Q	Ten wire, dull chrome	195.00
----------------	-----------------------	--------



UL 10B Listed for 3Hr
Fire Rated Doors
See page 26



SECURITY DOOR CONTROLS
801 Avenida Acaso • Camarillo, CA 93012
Email: Service@sdcsecurity.com • www.sdcsecurity.com

Price List Effective February 15, 2009

SELECTRIC™ MOD 7800 SERIES LOCKSETS



LSK

Send the brand lockset of your choice to SDC for electrification. When factory authorized, distributors may take advantage of SDC's mechanical lock inventory to expedite orders. **SDC stocks Schlage, Corbin Russwin, Yale, Best and Sargent mechanical locks that may be electrified and charged to an order. Meanwhile, distributors may then send replacement mechanical locks to SDC for credit and SDC inventory replenishment.**

Features Schlage S and ZS only

- Field selectable failsafe / failsecure
- Field selectable voltage, 12/24VDC
- Field selectable function and handing without removing cover

Features All Other Brands

- Field selectable voltage, 12/24VDC
- Field selectable function and handing based on brand capability

SPECIFY BRAND MODEL

LIST

Distributors supply SDC with the mortise lock body and armored front (less trim) for modification. SDC returns the modified lock body. Upon installation, two lever return spring cages (supplied by distributor) are required for proper operation.

A Falcon - LM561	P Yale - 8805	V Marks - 5EW	150.00
D Sargent - 8204	S Schlage - L9080	W Cal Royal - M8080	150.00
I Corbin/Russwin - ML2055	T Best - 35HEW/45H	X PDQ - MR148	150.00
N Arrow - B12	U Dorma - M9000		150.00

Note: Two locking hubs required for 7830 & 7832

Electrified lock chassis, less trim, provided by SDC factory are special order, no cancellation, no return.

ZS Schlage	POA	ZN Arrow	POA
ZA Falcon	POA	ZP Yale	POA
ZD Sargent	POA	ZT Best	POA
ZI Corbin Russwin	POA		

NOTE: All locks supplied less cylinder

SPECIFY FUNCTION & ELECTRICAL MODE

Add to List

7830 Locked both sides, failsafe.	60.00
7850 Locked outside only, failsafe.	N/C
7832 Locked both sides, failsecure.	60.00
7852 Locked outside only, failsecure.	N/C

Schlage S and ZS only

- Field selectable failsafe / failsecure
- Field selectable function without removing cover

SPECIFY HAND

L Left hand	LR Left hand reversed	N/C
R Right hand	RR Right hand reversed	N/C

SPECIFY FINISH

Add to List

Q 626 Dull Chrome (standard)	N/C	G 612 Dull Bronze	50.00	S 629 Bright Stainless Steel	50.00
C 605 Bright Brass	50.00	H 613 Oil Rubbed Bronze	50.00	U 630 Dull Stainless Steel	50.00
D 606 Dull Brass	50.00	P 625 Bright Chrome	50.00		
F 611 Bright Bronze	50.00				

OPTIONS AND ACCESSORIES

Add to List

Optional Outputs

R Request-To-Exit. Indicates inside lever operation for access control request-to-exit input, alarm shunt, remote annunciation or CCTV activation, SPDT 5 Amp @ 30VDC Available with A, D, I, N, P, S, T, U, V and ZS only.	120.00
D Door Position Status Output. Indicates door open and door closed. SPDT 5 Amp @ 30VDC Available with locks Z and S only.	80.00
S Latched & Locked Status Output. Indicates door latched and locked or door unlocked. SPDT 5 Amp @ 30VDC Available with locks Z and S only.	100.00
L Latchbolt status. Indicates door latched and unlatched status. SPDT 5 Amp @ 30VDC Available with locks A, D, I, N, P, S, T, U, V and ZS only.	100.00

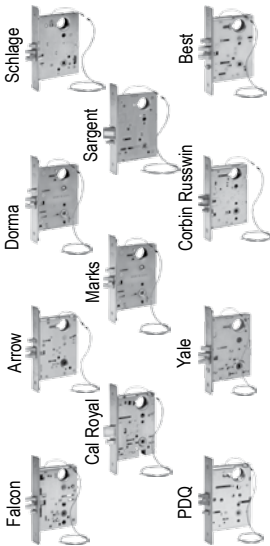
Consult factory for recent updates of option availability with any model

Optional Cable and Connectors

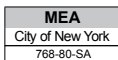
CC1-5 5ft. Cable and connectors for locks <u>without</u> optional outputs	30.00
CC3-5 5ft. Cable and connectors for locks <u>with</u> optional outputs	50.00

Price List Effective February 15, 2009

SECURITY DOOR CONTROLS
801 Avenida Acaso • Camarillo, CA 93012
Email: Service@sdsecurity.com • www.sdsecurity.com



Electrically Controlled Single Point Locks or Latches
3 Hr A Label Fire Rated Doors



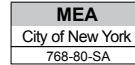
3773-0324:104



PTH
UL 10B Listed for 3Hr Fire Rated Doors
See page 26

HiTower – Electric Frame Actuator Controlled Locksets

The HiTower utilizes SDC's original concept of utilizing an electric frame actuator to control a mechanical lock in the door, eliminating the cost and labor associated with a power transfer hinge and wires through the door.



HiTower Z7500


- SDC brand Grade 1 Heavy Duty lockset
- Field selectable function, Locked outside only or both sides

HiTower Conversions


Distributors provide a new mechanical lock brand of choice to the factory for conversion to an electric frame actuator controlled lockset.



Electrically Controlled Single Point Locks or Latches
3 Hr A Label Fire Rated Doors



Z7500



SDC S6303FH




07550
Yale Conversion




G

GE



E

EE



N

NE



07

07E



12

12E

SPECIFY SOURCE OF MORTISE LOCK

HiTower® Pro - SDC supplied mortise lock and electric frame actuator, **complete with lever trim (Cylinder not included)**

Z SDC lockset **ZR** SDC Retrofit lockset, replaces discontinued 5000/6000 series

ZY SDC retrofit lockset replaces SDC modifications of discontinued manufacturer models: Falcon-LM581; Sargent-7704/7705; Corbin-9557L/2257; Russwin- 7059L; Arrow-1600EW; Yale-8705; Almet-5007; Best-35HEW

HiTower® Mod - SDC supplied Schlage mortise lock and electric frame actuator, **less lever trim**

ZS Schlage L9080

HiTower® Mod - Distributors supply SDC with the mortise lock body and armored front (less trim) for modification. SDC returns the modified lock body with an electric actuator. Upon installation, two lever return spring cages (supplied by distributor) are required for proper operation.

A Falcon*	LM-561	O Yale	7130F-L5 Exit device
D Sargent	8204	P Yale	8805
I Corbin/Russwin	2057	R Schlage Retro	L9080 (replaces 5000 series)
N Arrow	B12	S Schlage	L9080
T Best	35 HEW and 45H	U Dorma	M9000
V Marks	5EW	*All Falcon locks must be supplied with 0201000-000 face plate, less hub locking bar	

SPECIFY FUNCTION

7530 Locked both sides. Unlocked by access control, remote control and key from either side, failsafe

7550 Locked outside only. Unlocked by access control, remote control, outside key and inside lever, failsafe

7560 Locked both sides. Unlocked by access control, remote control and key from either side, failsecure

7570 Locked outside only. Unlocked by access control, remote control, outside key and inside lever, failsecure

SPECIFY HAND

L Left hand **LR** Left hand reversed

R Right hand **RR** Right hand reversed

ACTUATOR VOLTAGE AND FRAME SIZE

Failsafe actuator for 1-3/4" to 2" face frames

- A** 115VAC 0.2 Amps
- B** 24VAC 0.5 Amps
- C** 24VDC 0.5 Amps

Extra Narrow failsafe actuator for 1-1/4" to 1-1/2" face frames

- D** 115VAC 0.2 Amps
- E** 24VAC 0.5 Amps
- F** 24VDC 0.5 Amps

+Failsecure actuator for 2" face frames

- G** 115VAC 0.2 Amps
- H** 24VAC 0.5 Amps
- J** 24VDC 0.5 Amps

+ Fail Secure Actuator Available with Z or S lockset only. Special strike preparation required for S7500.

SPECIFY FINISH

Q 626 Dull Chrome (standard)

C 605 Bright Brass

D 606 Dull Brass

F 611 Bright Bronze

G 612 Dull Bronze

H 613 Oil Rubbed Bronze

P 625 Bright Chrome

S 629 Bright Stainless Steel

U 630 Dull Stainless Steel

SPECIFY LEVER TRIM FOR Z, ZR & ZY

G Galaxy with rose

E Eclipse with rose

N Nova with rose

07 Schlage style with SDC B rose

12 Schlage style with SDC B rose

GE Galaxy with escutcheon

EE Eclipse with escutcheon

NE Nova with escutcheon

07E Schlage style with SDC escutcheon

12E Schlage style with SDC escutcheon

POA

POA

POA

POA



SECURITY DOOR CONTROLS
801 Avenida Acaso • Camarillo, CA 93012
Email: Service@sdcsecurity.com • www.sdcsecurity.com

Price List Effective February 15, 2009

PRICING BY SOURCE AND FUNCTION

LK LIST

HiTower® PRO Sources Z, ZR, ZY: SDC supplied - SDC lever trim, mortise lock and electric frame actuator.
Schlage style lever trim 07 and 12 POA, consult factory for minimum qty.

SOURCE/FUNCTION

Z7530	SDC	Failsafe, locked both sides with rose trim	665.00
Z7550	SDC	Failsafe, locked outside only with rose trim	655.00
Z7560	SDC	Failsecure, locked Both sides with rose trim	805.00
Z7570	SDC	Failsecure, locked outside only with rose trim	795.00
ZY7530	SDC	(Replaces discontinued lock models, see page 28 for details) Failsafe, locked both sides with rose trim	665.00
ZY7550	SDC	(Replaces discontinued lock models, see page 28 for details) Failsafe, locked outside only with rose trim	655.00
ZR7530	SDC	(Replaces 5000 series) Failsafe, locked both sides with rose trim	765.00
ZR7550	SDC	(Replaces 5000 series) Failsafe, locked outside only with rose trim	755.00
ZR7560	SDC	(Replaces 6000 series) Failsecure, locked both sides with rose trim	800.00
ZR7570	SDC	(Replaces 6000 series) Failsecure, locked outside only with rose trim	790.00

Extra Narrow Failsafe Frame Actuator **Add 120.00**

(Actuator type D, E, F, Z only page 28) For 1-1/4" to 1-1/2" frames.
Special strike prep required. Not available with ZR or failsecure 7560 and 7570

Rose Trim **N/C**

Escutcheon trim **Add 100.00**

HiTower® MOD Source ZS (see page 28) **Special order, no returns, no cancellation**
SDC supplied - Schlage L mortise lock and electric frame actuator, **less lever trim**

SOURCE/FUNCTION

ZS7530	Schlage	Failsafe, locked both sides	POA
ZS7550	Schlage	Failsafe, locked outside only	POA

HiTower® MOD Sources A, D, I, N, O, P, S, T (see page 28)
Distributor supplied - Major brand mechanical lock for modification, SDC supplied Electric frame actuator

SOURCE/FUNCTION

A, D, I, N, O, P, S, T, U, V	7530	Failsafe, locked both sides	450.00
A, D, I, N, O, P, S, T, U, V	7550	Failsafe, locked outside only	420.00
S7560		Failsecure, locked both sides (5.75" Strike plate)	590.00
S7570		Failsecure, locked outside only (5.75" Strike plate)	580.00

Extra Narrow Failsafe Frame Actuator **120.00**

(Actuator type D, E, F only page 18) For 1-1/4" to 1-1/2" frames. Special strike prep required.
Not available with failsecure 7560 and 7570

HiTower® MOD Source R (see page 28) Distributor supplied - Schlage L9080 mechanical lock for modification. SDC supplied - Electric frame actuator

SOURCE/FUNCTION

R7530	(Replaces 5000 series)	Failsafe, locked both sides	530.00
R7550	(Replaces 5000 series)	Failsafe, locked outside only	500.00

Finish **Add to List**

Q	Dull chrome	N/C
All other finishes (see page 31)		Add 50.00

OPTIONS AND ACCESSORIES **Add to List**

Schlage style lever trim 07, 12. Minimum quantity required, consult factory. **POA**

Lock status and wire harness

L	Latch status switch, SPDT, 5 Amps @ 30VDC	60.00
S	Latch and deadlock status, 3 Amps @ 30VDC	100.00
SC-10	Socket connectors with 10 ft. cable, power wiring only	60.00
SC-10-5	Socket connectors with 10 ft. cable for power and options	60.00

Special Strikes

WSP	1-1/4" x 9-1/2" wood strike	50.00
SSP	Special retrofit strike plate	POA

Specify extended lip strike in writing for the following

Std. 1-3/4" actuator with 1-3/8" - 1-1/2" extended lip	30.00
Std. 1-3/4" actuator with 1-3/4" - 2" extended lip	30.00
Narrow 1-1/4" actuator with 1-3/8" - 1-1/2" extended lip	30.00
Narrow 1-1/4" actuator with 1-3/4" - 2" extended lip	30.00

Electrical back boxes for frame actuators with conduit knockouts:
(Recommended for new construction)

7500EB-S	For standard actuator in 1-3/4" or 2" face frame	30.00
7500EB-N	For narrow actuator in 1-1/4" or 1-1/2" face frame	30.00

Price List Effective February 15, 2009

SECURITY DOOR CONTROLS
801 Avenida Acaso • Camarillo, CA 93012
Email: Service@sdsecurity.com • www.sdsecurity.com

