

# 101 ExitCheck® Wall Mount Delayed Egress - NFPA 101 Locking Arrangements Distributor Discount Code **GKK**

Proprietary Verbal Exit Instructions with Alarm Tone and 3/4" Digital Countdown Display



STANDARD FEATURES INCLUDE: 12/24VDC voltage sensing input, delay electronics packaged on a 3-gang wall plate for recessed wall mounting or surface wall mounting with optional junction box. Features include: std. 15 or 30 second switchable exit delay (NA), 1 or 2 second nuisance delay. Keypad for violation reset, momentary bypass and on-off; Voice Annunciation and digital countdown display with door open indicator. Status and remote control inputs are standard.

12VDC / 24VDC @ 200 mA Max.

- Doors **WITH** latch assemblies are sensor activated and do not require power transfer or trigger switch in exit device. Where preferred a trigger switch may be added to the exit device for manual activation in lieu of door movement activation.
- Doors **WITHOUT** latches require a non-latching Request-to-Exit Bar PSB560 Sure Exit® or MSB550 Switch Bar (see XX). Also compatible with standard EMLocks (see XX.)



"Security Industry Finest"  
ISC Expo



101-DE




101-KDE



101-DE  
with DEC-J



101-1AK





DEC-J



SHD-J  
with 101-DE

## DELAYED EGRESS CONTROLLER (1 PER OPENING, SINGLE OR PAIRS)

LIST

<b>101-DE</b>	Wall mount controller with keypad control and reset, 200 mA @ 12/24 VDC - NA standard	<b>823.00</b>
<b>101-KDE</b>	Wall mount controller with both key switch and keypad control and reset, 200 mA @ 12/24 VDC order with optional Mortise Cylinder	<b>932.00</b>
	<b>CYL-6KDK</b> 6 pin, 1.125" Mortise Cylinder, Keyed Different	<b>add 32.00</b>
	<b>CYL-6KAQ</b> 6 pin, 1.125" Mortise Cylinder, Keyed Alike	<b>add 32.00</b>

Specify NA, NC, ND, BC, BD - see codes and description on page 18

If no Code is specified - NA is the SDC STANDARD OPERATIONS MODE for this product

## MAGNETIC LOCK WITH INTEGRATED ACTIVATION SENSOR

LIST

Specify 2 for pair of doors

<b>1511DEV</b>	Single, 1650 lbs holding force, 670/350 mA @12/24 VDC	<b>523.00</b>
<b>1571DEV</b>	Single, 1200 lbs holding force Energy Saver, 250/125 mA @12/24 VDC	<b>497.00</b>
<b>1581DEV</b>	Single, 650 lbs holding force, 440/220 mA @12/24 VDC Outdoor Locks	<b>414.00</b>
<b>1575DEU</b>	Single outdoor magnetic lock with magnetic bond sensor	<b>497.00</b>
<b>1576DEU</b>	Single face drilled outdoor magnetic lock with magnetic bond sensor	<b>497.00</b>
<b>1576DE-ZB</b>	Inswing mounting bracket for 1576DEU	<b>156.00</b>

## MAGNETIC LOCK FINISH

Add to List

<b>V</b>	628 Clear Anodized Aluminum (Standard)	<b>N/C</b>
<b>Y</b>	Black Anodized	Single <b>83.00</b>

## Powder Coat Finishes

(a coating electrostatically applied to form a hard finish, that is tougher than conventional paint)

<b>X</b>	Dark Bronze Powder Coat Painted (313/613 Equal)	Single <b>83.00</b>
----------	---	---------------------

## OPTIONAL MONITORING

Add to List

<b>B</b>	Magnetic bond sensor, indicates locked with full holding force, low holding force, unlocked, tampering and obstructions. (1581DE SPST only)	<b>63.00</b>
<b>D</b>	Door position sensor, indicates door open and door closed. Commonly used to verify egress after alarm and exit delay activation.	<b>42.00</b>
<b>(D) Door position sensor not available with 1581, 1575 and 1576</b>		

## OPTIONAL HARDWARE

Add to List

<b>101-1AK</b>	Outdoor reset with LED and Audible annunciator. 2-gang outdoor box required (Interior 101-DE and 1575 or 1576 outdoor magnetic lock required)	<b>332.00</b>
<b>DEC-J</b>	3 Gang Interior surface mount box for 101-DE	<b>94.00</b>
<b>SHD-J</b>	Shroud for surface mount box DEC-J outdoor use	<b>63.00</b>

SHD-J  
End View

Mounting Kits & Angle Brackets - See page 11

Price List Effective February 1, 2017

SECURITY DOOR CONTROLS  
801 Avenida Acaso • Camarillo, CA 93012  
Email: Service@sdsecurity.com • www.sdsecurity.com



Delayed Egress Locks  
& Controllers