

EP17624 EMLock Series

Explosion Proof Magnetic Lock



Specifically designed for applications where flammable vapors are cause for concern, like clean room, chemical plant, or refinery environments by eliminating the sparks or arc in the magnetic lock. UL listed for use in hazardous locations CLASS 1, DIVISION 2.



FEATURES

- Explosion Proof Epoxy Sealed to eliminate sparks
- No moving parts, virtually maintenance free
- Corrosion Proof
- Door Status Sensor
- 628 Clear Anodized Aluminum housing
- Classified for Class 1, Division 2 Hazardous Locations

APPLICATIONS

- Chemical Plants
- Refineries
- Paint Shops
- Cleaning Facilities
- Loading Facilities for flammable gases

MODELS

-  **EP17624** Push-side Explosion Proof EM-Lock® with conduit on side-block
-  **EP17624TJ** Pull-side Explosion Proof EM-Lock® with conduit on top panel includes Top Jamb mounting bracket





SPECIFICATIONS


Mechanical Specifications

Holding Force	600 Lbs
Lock EP17624	10.5" L x 2" H x 1.75" D
Lock EP17624TJ	10.5" L x 2.25" H x 1.75" D
Armature	7.125" L x 1.75" H x 0.75" D

Electrical Specifications

Input Voltage	24VDC +/-10%,
Power Consumption	250 mA @ 24VDC
Door Status Sensor	SPDT, 100 mA @ 30VDC max
Lock Wiring	RED/RED (Non-Polarized)

DPS Wiring	White (N.O.) Red (N.C.) Black (Common)
-------------------	--



This unit is intended to be used in the following atmospheres: Acetone, Ammonium Hydroxide, ATSM fuel C, Benzene, Methyl-Ethylketone, Diethyl-Ether, 2-Nitropropane, Ethyl-Acetate, Furfural, Normal Hexane, Methyl Alcohol.

Operating temperature for the magnetic lock will not exceed 185° F (85° C). Maximum ambient temperature is not to exceed 104° F (40° C). For supply connections, use a suitable wire with a minimum insulation temperature rating of 167° F (75° C).

This unit must be connected to a NEC (National Electric Code, NFPA 70) Class 2 Supply Circuit rated for 24 VDC with a minimum current output of 0.5 amperes and output power of 12 watts. A UL Listed SDC 600 Series Power Controller is recommended.



ACCESSORIES



602RF 1 Amp, class 2 output Power Supply with optional controller and batteries

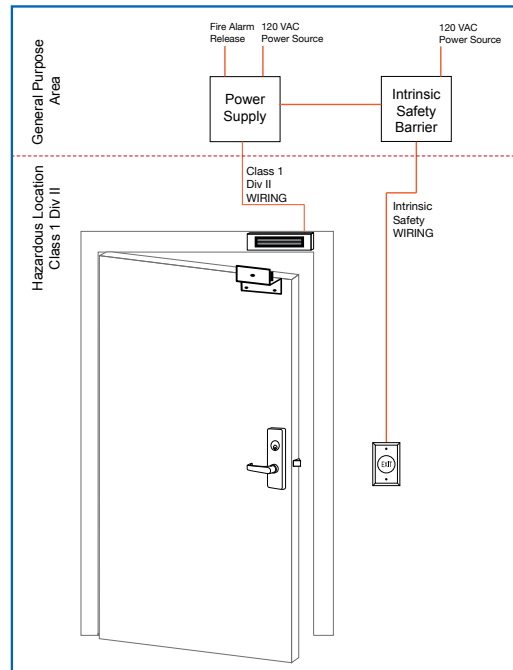


430 Series 1.5" Mushroom Exit Switch, Dull Stainless Steel Finish



440 Series 2.625" Mushroom Exit & Panic Switch, Dull Stainless Steel Finish

System Components Considerations



* Intrinsic Safety Barrier by others

