

**PUSH TO EXIT**

Field Applied Sign with green letters



Access Control System Units  
Burglary Resistant Electronic Locking Mechanism



**SECURITY DOOR CONTROLS**  
801 Avenida Acaso • Camarillo, CA 93012  
Email: Service@sdcsecurity.com • www.sdcsecurity.com

**STANDARD FEATURES**

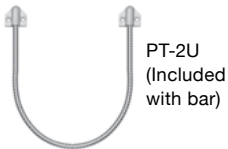
- Actuation:** Pressure Sense Technology; Tri-Failsafe
- Voltage:** 12/24VDC Voltage Sense Input
- Current:** 20 mA at Rest, 115 mA Active
- Lock Output:** SPDT, 3 Amp @ 30VDC
- Alarm Shunt/Status Output:** SPDT, 3 Amp @ 30VDC
- Accessories Include:**  
10 ft. cable and connector; PT-2U Armored Power Transfer Loop

Standard length, 36"

MODEL	FINISH	LIST PRICE
<b>PSB560V</b>	628 Aluminum Anodized	<b>363.00</b>
<b>PSB560Y</b>	Black Anodized	<b>363.00</b>
<b>PSB560S</b>	629 Bright Stainless Steel	<b>492.00</b>
<b>PSB560U</b>	630 Brushed Stainless Steel	<b>492.00</b>

**Bars for wide doors**

<b>42</b>	Bar for 42" Door. May be field cut.	<b>N/C</b>
<b>48</b>	Bar for 48" Door. May be field cut <i>Ex: PSB560V-42</i>	<b>N/C</b>



PT-2U  
(Included with bar)

**ACCESSORIES**

**LIST**

<b>500GL-KIT</b>	One glass door mounting kit with adhesive for eight to ten bars	<b>244.00</b>
<b>500GL-MB</b>	One glass door mounting kit without adhesive	<b>135.00</b>
<b>500-SK</b>	Shim kit used to raise bar from door. Recommended for wood or hollow metal doors with uneven mounting surface.	<b>25.00</b>

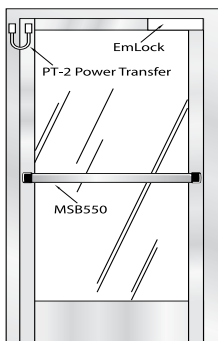


PT3

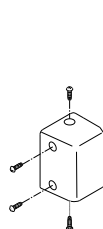
**Power Transfer:**

<b>PT-3V</b>	Stainless steel armored loop with aluminum surface wire junction box	<b>47.00</b>
--------------	--	--------------

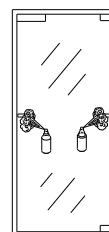
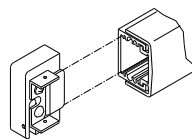
**Standard Installation with standard mounting hardware**



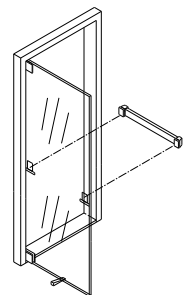
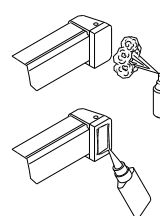
**500GL Kit Glass Mount Installation**



**1. Assemble kit**



**2. Apply Adhesive**



**3. Mount**

## EXIT MECHANICAL SWITCH

Distributor Discount Code **DK**

### PUSH TO EXIT

Field Applied Sign with green letters



Listed 4J82

Access Control System Units  
Burglary Resistant Electronic  
Locking Mechanism



3773-0324:106

#### STANDARD FEATURES

**Actuation:** 1/8" total bar movement for mechanical switch actuation

**Contact:** SPDT, 5 Amp @ 30VDC (2nd switch optional)

**Accessories include:** PT-2U Power Transfer Loop

Standard length, 36"

MODEL	FINISH	LIST PRICE
<b>MSB550V</b>	628 Aluminum Anodized	<b>225.00</b>
<b>MSB550Y</b>	335 Black Anodized	<b>333.00</b>
<b>MSB550S</b>	629 Bright Stainless Steel	<b>373.00</b>
<b>MSB550U</b>	630 Brushed Stainless Steel	<b>373.00</b>

#### 2 SPDT Contacts **ADD 30.00**

Add "2" for 2nd mechanical switch for dual-failsafe redundant operation; alarm shunt; or monitoring output. *Ex: MSB550-2V*

#### Bars for wide doors

**42** Bar for 42" Door. May be field cut. **N/C**

**48** Bar for 48" Door. May be field cut. **N/C**

*Ex: MSB550V-42*

## EXIT MECHANICAL SWITCH - OUTDOOR WEATHER RESISTANCE

Distributor Discount Code **DK**

### PUSH TO EXIT

Field Applied Sign with green letters

#### STANDARD FEATURES

#### OUTDOOR, WEATHER RESISTANCE

#### Water Sealed Switches

**Actuation:** 1/8" total bar movement for mechanical switch actuation

**Contact:** SPDT, 5 Amp @ 30VDC (2nd switch optional)

**Accessories include:** PT-3V Power Transfer Loop, 2 SPDT Contacts included

Standard length, 36"

MODEL	FINISH	LIST PRICE
<b>MSB550VW</b>	628 Aluminum Anodized	<b>363.00</b>
<b>MSB550YW</b>	335 Black Anodized	<b>363.00</b>

#### Bars for wide doors

**42** Bar for 42" Door. May be field cut. **N/C**

**48** Bar for 48" Door. May be field cut. **N/C**

*Ex: MSB550VW-42*

Price List Effective February 1, 2017

**SECURITY DOOR CONTROLS**  
801 Avenida Acaso • Camarillo, CA 93012  
Email: Service@sdsecurity.com • www.sdsecurity.com

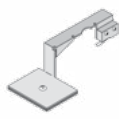


## Exit Device Switch Kits

Distributor Discount Code **DK**

### APPLICATION

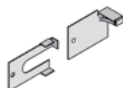
- Activation of delayed egress locks
- Request-to-Exit
- Electromagnetic Lock Release
- Alarm Shunt or Alarm Activation



510




516



525



511



517



519



512



518



528



514



519



527

### SWITCH KITS

LIST

Switch Kits are field installed in the inactive hinge pad of an exit device to provide instantaneous release of EmLocks for egress. All kits include a SPDT Switch Assembly with wire leads. 5 Amp @ 30VDC.

MODEL	MAKE & MODEL TO BE MODIFIED	
<b>510</b>	Von Duprin 33, 35, 98, 99	<b>156.00</b>
<b>510-2</b>	Von Duprin 33, 35, 98, 99 DPDT	<b>192.00</b>
<b>511</b>	Von Duprin 55	<b>156.00</b>
<b>512</b>	Von Duprin 88	<b>156.00</b>
<b>514</b>	Dor-O-Matic 990, 1090, 1990, 2090	<b>156.00</b>
<b>515</b>	Sargent 9300, 9400, 9500	<b>156.00</b>
<b>516</b>	Sargent 9600, 9700, 9800, 9900	<b>156.00</b>
<b>517</b>	Adams Rite 8300, 8400, 8700, 8800	<b>156.00</b>
<b>518</b>	Precision Series 1100	<b>156.00</b>
<b>518A</b>	Precision Apex Series (2100 - 2800)	<b>156.00</b>
<b>519</b>	Jackson 1095	<b>156.00</b>
<b>519-2</b>	Jackson 1095 DPDT	<b>192.00</b>
<b>520</b>	Corbin 3000	<b>156.00</b>
<b>521</b>	Corbin 7000	<b>156.00</b>

MODEL	MAKE & MODEL TO BE MODIFIED	
<b>525</b>	Monarch 18 and 19	<b>156.00</b>
<b>525-2</b>	Monarch 18 and 19	<b>192.00</b>
<b>526</b>	Corbin ED8200	<b>156.00</b>
<b>527</b>	Sargent 80, Arrow S3800/S1250	<b>156.00</b>
<b>527-2</b>	Sargent 80 DPDT	<b>192.00</b>
<b>528</b>	Sargent 20/60 and Yale 2100	<b>156.00</b>
<b>531</b>	Yale 7000 (Dogging mechanism required) Corbin 4000/5000	<b>156.00</b>
<b>535</b>	Kawneer Mid Panel Line Dor-O-Matic 1390	<b>156.00</b>
<b>536</b>	Jackson 1295	<b>156.00</b>
<b>539</b>	Cal Royal 9800 Series	<b>156.00</b>
<b>542</b>	Hager 4700	<b>156.00</b>
<b>590</b>	Dor-O-Matic 1690	<b>156.00</b>

**NOTE:** Consult factory for Exit Device Switch Kits not shown. Modification of any kind to a UL Listed device may void UL Listing.

## Latch and Deadbolt Monitoring Strike Kits

Distributor Discount Code **DK LIST**



MS-12



MS-14



MS-16



MS-20

Provides latch and or deadbolt position status. Compatible with deadbolts, cylindrical locks, mortise locks, and mortise locks with latch and deadbolt. Strike plates shown provided by others. 5 Amp @ 30 VAC/DC

<b>MS-12</b>	Cylindrical latch monitor 2-3/4" SPDT	<b>135.00</b>
<b>MS-12D</b>	Cylindrical latch monitor 2-3/4" DPDT	<b>166.00</b>
<b>MS-14</b>	Cylindrical latch monitor 4-7/8" SPDT	<b>135.00</b>
<b>MS-14D</b>	Cylindrical latch monitor 4-7/8" DPDT	<b>166.00</b>
<b>MS-16</b>	Mortise lock latch monitor SPDT	<b>135.00</b>
<b>MS-16D</b>	Mortise lock latch monitor DPDT	<b>166.00</b>

<b>MS-18</b>	Mortise lock deadbolt monitor SPDT	<b>135.00</b>
<b>MS-18D</b>	Mortise lock deadbolt monitor DPDT	<b>176.00</b>
<b>MS-20*</b>	Mortise lock latch and deadbolt monitor SPDT	<b>166.00</b>
<b>MS-20D*</b>	Mortise lock latch and deadbolt monitor DPDT	<b>223.00</b>

\*MS-20 and MS-20D are handed but reversible