


Excel™ Series Value Engineered Magnetic Locks

The Excel™ product line is designed for system integrators, distributors, installers and building owners presently using low cost import or private label brand access control hardware.



E6200



E1200



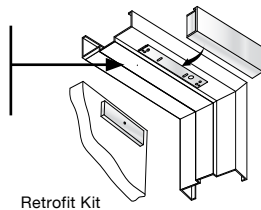
E600



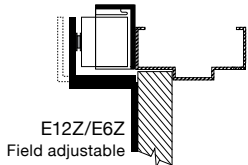
E300
see page 17



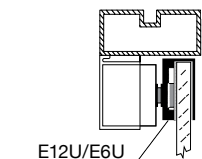
E1200-390MP



Retrofit Kit



E12Z/E6Z
Field adjustable



E12U/E6U
Field adjustable
to glass thickness



E6A



E12L

Excel™ Industrial Series

Distributor Discount Code **GK LIST**

- Retrofits popular competitive brands
- Magnetic Bond Sensor and door status standard
- Epoxy sealed electronics, tamper resistant and weatherized for indoor and outdoor use (retrofits M62))
- Stainless steel machine screws and blind nuts
- 10 ft [3.05m] jacketed, stranded conductor cable
- Dual voltage 250/150 mA @ 12/24VDC
- Architectural stainless steel housing, US32D/630

MODEL

E6200 1200 lb / 545 kg with SPDT door status, SPDT magnetic bond sensor **440.00**

Top Jamb Mounting Kit

Distributor Discount Code **GK LIST**

TJ62 Top jamb kit for E6200 **125.00**

Excel™ Architectural Series

Distributor Discount Code **GK LIST**



- Door status, lock status and Bi-color LED
- Interlocking quick mount assembly
- Self drilling and tapping mounting screws and machine screws
- Adjustable mounting bracket
- Wire access chamber with terminal block
- Dual voltage 12/24VDC
- 628 Clear anodized aluminum

MODELS

E1200 1200 lb / 545 kg with door status, locked status and LED **275.00**

E600 600 lb / 272 kg with door status, locked status and LED **228.00**

E300 300 lb / 136 kg with locked status **176.00**

Retrofit Kit for Discontinued Locknetics 390+ PLUS

Distributor Discount Code **GK LIST**

Enables replacement of Locknetics 390+ PLUS with SDC's E1200 (ordered separately)

E1200-390MP Retrofit Kit *Includes lock mounting plate that retrofits existing 390+ mounting holes. Existing 390+ armature may be used.* **37.00**

Top Jamb Mounting Kit for Inswing Doors

Distributor Discount Code **GK LIST**

E12Z Top jamb kit for E1200 **88.00**

E6Z Top jamb kit for E600 **88.00**

Glass Door Armature Mounting Kit

Distributor Discount Code **GK LIST**

E12U Glass door kit for E1200 **125.00**

E6U Glass door kit for E600 **125.00**

Mounting Brackets and Filler Plates

Distributor Discount Code **GK LIST**

Used for the extension of a narrow frame header mounting surface, the bracket provides additional surface area for proper lock mounting

E6A E600 adjustable angle bracket. 9-7/8" L x 1-1/4" H x 2-1/4" D (250 x 32 x 57mm) **26.00**

E12L E1200 angle bracket. 10-1/2" L x 1-1/2" H x 1" D (266 x 38 x 19mm) **26.00**

Field cut for E600

Used where the frame stop does not provide enough mounting surface, the filler bar provides enough additional surface area for proper lock mounting.

E12F01 E1200 stop filler plates. 5/8" H x 3/4" D x 10-1/2" L (16 x 19 x 266mm) **21.00**

Field cut for E600.

E12F02 E1200 stop filler plates. 3/4" H x 3/4" D x 10-1/2" L (19 x 19 x 266mm) **21.00**

Field cut for E600.



E12F01
E12F02

Glass Door Armature Mounting Kit

Distributor Discount Code **GK LIST**

E1200-DF Heavy Duty Drill Fixture for E1200 **156.00**

Price List Effective February 1, 2017

SECURITY DOOR CONTROLS
801 Avenida Acaso • Camarillo, CA 93012
Email: Service@sdsecurity.com • www.sdsecurity.com



Magnetic Locks