

EMLock® Magnetic Locks

SPECIFY OPTIONS

List

See Modular Program price list when ordering separately for field upgrades. Different part numbers and pricing apply.

T	Adjustable timer. Built in field adj. 0-30 sec. relock delay. Specify one for single or double EmLocks® (not available with 1580 series)	67.00
D	Door position sensor. Indicates door open and door closed. Specify two for double EMLocks® (not available with 1513 and 1573) SPDT Dry, 250 mA @ 30VDC.	42.00
B	Magnetic bond sensor. Indicates locked with full holding power and unlocked, low holding power, low voltage, tampering and obstruction between armature and magnetic core. Specify (2) for double EmLocks® (Not available with 1513 and 1573) <ul style="list-style-type: none"> 1510 & 1570 Series: SPDT Dry, 250 mA @ 30VDC. 1580 Series: SPST N.O., Dry, 250 mA @ 30VDC. 	63.00
L	Bi-color status LED indicator. Field selectable Red and Green. (Not installed in lock.) Indicates lock energized when wired to lock input. Indicates de-energized/unlocked or "Enter/Go" when wired to built-in TD Module Indicates energized and de-energized or "Enter/Go" when wired to access control auxiliary output. Indicates door is closed and locked and door is unlocked when wired to Bond Sensor.	17.00
A	Anti-tamper sensor. Indicates access cover removal. SPDT Dry, 1 Amp @ 30VDC	52.00

SPECIFY TOP JAMB MOUNTING KIT

Distributor Discount Code **GK** LIST

Kits for 1200lb and 1650 lb Locks

Kits for 650lb Locks

TJ1	Single	TJ81	Single	125.00
TJ2	Double	TJ82	Double	203.00

Add to List

Anodized Finishes

			Single Top Jamb	Double Top Jamb
V	628 Aluminum (std)	N/C	83.00	166.00
Y	Black Anodized			

Powder Coat Finishes (a coating electrostatically applied to form a hard finish, that is tougher than conventional paint)

X	Dark Bronze Powder Coat Painted	C	Brass Powder Coat Painted	83.00	166.00
----------	---------------------------------	----------	---------------------------	--------------	---------------

Plated Finishes - Special order, no cancellation, no returns

P	625 Bright Chrome	Q	626 Dull Chrome	197.00	228.00
----------	-------------------	----------	-----------------	---------------	---------------

Add to List

SPECIFY GLASS DOOR MOUNTING KIT

Distributor Discount Code **GK** List

- Universal glass door kits are compatible with lock models, except 1513 and 1573
- Field adjustable for 1/2", 5/8" and 3/4" all glass Herculite doors

Kits for 1511, 1571, 1581

Kits for 1512, 1572, 1582

HDB1	Single	187.00	HDB2	Double, 2 single kits	373.00
-------------	--------	---------------	-------------	-----------------------	---------------

Add to List

Anodized Finishes

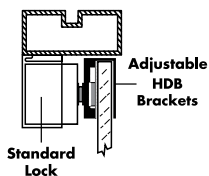
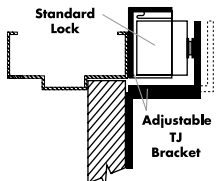
			Single	Double
V	628 Aluminum (std)	N/C	83.00	166.00
Y	Black Anodized			

Powder Coat Finishes (a coating electrostatically applied to form a hard finish, that is tougher than conventional paint)

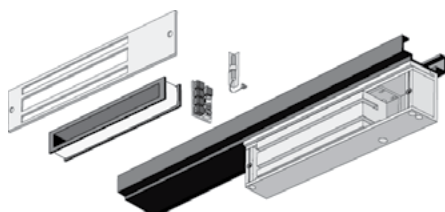
X	Dark Bronze Powder Coat Painted	C	Brass Powder Coat Painted	83.00	166.00
----------	---------------------------------	----------	---------------------------	--------------	---------------

Plated Finishes - Special order, no cancellation, no returns

P	625 Bright Chrome	Q	626 Dull Chrome	104.00	207.00
----------	-------------------	----------	-----------------	---------------	---------------



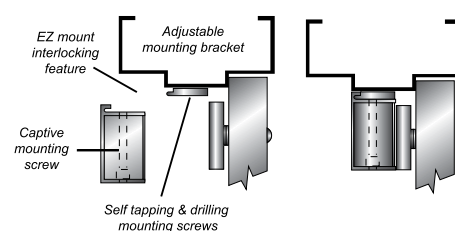
Field Upgrade without Removing from the Frame



Field Install

- Monitoring outputs
- Timers
- Top jamb "Z" kit
- Glass door kits

Interlocking Quick Mount Assembly



EMLock® Magnetic Locks

SPECIFY ARCHITECTURAL HOUSINGS

GK Add to List

Full Width Housings - Appear as part of the frame to provide a superior architectural appearance.

Vertical Housings - Side jamb mount, provides 2,400 or 3,300 lbs. of holding force.

Compatible with Models: 1511, 1512, 1571, 1572 with or without HDB kits.

Specify housings with your EMLocks®.

Single Door Housing

30	30" Lock housing	414.00
36	36" Lock housing	414.00
40	40" Lock housing	414.00
48	48" Lock housing	414.00
CH	Custom length. Specify exact length	POA

Double Door Housing

60	60" Lock housing	673.00
72	72" Lock housing	673.00
84	84" Lock housing	673.00
96	96" Lock housing	673.00
CH	Custom length. Specify exact length	POA

Vertical Housing EMLock

Distributor Discount Code **GK LIST**

1572VV82	Vertical Housing for 1572 EMLock, 82" length, for 84" opening - INCLUDES 1582 lock	1552.00
1512VV82	Vertical Housing for 1512 EMLock, 82" length, for 84" opening - INCLUDES 1512 lock	1605.00
CV	Custom length. Specify exact length	POA

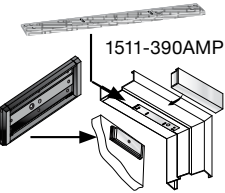
See page 7 for special finish designation and finish price

Retrofit Kit for Discontinued Locknetics 390+ PLUS

Distributor Discount Code **GK LIST**

Enables replacement of Locknetics 390+ PLUS with SDC's 1511 and 1571 (ordered separately)

1511-390AMP	Retrofit Kit includes lock mounting plate with self-tapping & drilling screws and Armature assembly, utilizes existing 390+ thru-bolt hole.	52.00
--------------------	---	--------------



Field Installed Modular Upgrade Kits

Ordered separately for field upgrade without removing the lock from the frame

For complete details contact SDC to request the Modular Upgrade Kit datasheet or download from the SDC website: www.sdcsecurity.com/docLibrary.aspx All available through shipQuick Inventory

EZ-T-10 Adjustable Timer Input Module:	67.00	EZ-A Anti-Tamper Switch Module:	52.00
Specify (1) for single or double EmLocks® (not available with 1580 series)		Indicates cover plate removal.	
EZ-D-10 1510, 1570 Door Position Sensor Module:	42.00	EZ-1510W Holding Force Module:	52.00
Specify (2) for double EMLocks® (not available with 1513 and 1573)		Replace a 1200lb wire core (1570 series) with this 1650lb wire core. Specify (2) for double EmLocks®	
EZ-D-80 1580 Door Position Sensor Module:	42.00	EZ-1570W Energy Saver Module:	52.00
Specify (2) for double EmLocks®		Save on power supply and long term energy costs by replacing 8.4 Watt, 1650lb coil with 3 Watt, 1200lb holding force coil. Specify (2) for double EmLocks®	
EZ-B-10 1510, 1570 Magnetic Bond Sensor Module:	63.00	EZ-B-80 1580 Magnetic Bond Sensor Module (SPST):	63.00
Specify (2) for double EmLocks® (Not available with 1513,1573)		Specify (2) for double EmLocks®	

Reusable Heavy Duty Drill Fixture

Distributor Discount Code **G LIST**

1511-DF	Heavy duty drill fixture for 1571 and 1511	156.00
1581-DF	Heavy duty drill fixture for 1580	156.00
BN-PT	Blind Nut Placement Tool	125.00
BN-50	Blind Nuts, 10/32, 50 Pack	52.00

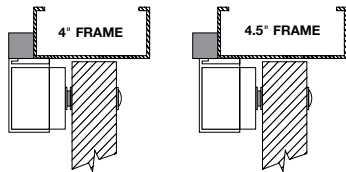
Universal Header Bracket

Distributor Discount Code **GK LIST**

Used in lieu of angle brackets, the Universal Header Bracket provides a faster mounting solution, saving time and labor costs for several EmLock® models. Reduce potential for mis-sized and misaligned mounting holes, broken taps, removal of broken taps. Combined with interlocking E-Z mount assembly, save up to a half day's labor with the installation of 12 locks.


FEATURES

- Solid 1" bar provides higher security and superior aesthetics.
- Multiple pre-drilled and tapped mounting holes to accommodate the use of several different locks on either 4" or 4.5" aluminum frames
- Machined wire chase provides concealed and secure wiring



UB11V	Bracket for 1511, 1513, 1571. 1" x 1" x 11"	67.00
UB12V	Bracket for 1512, 1572. 1" x 1" x 22"	133.00

See special finishes 7



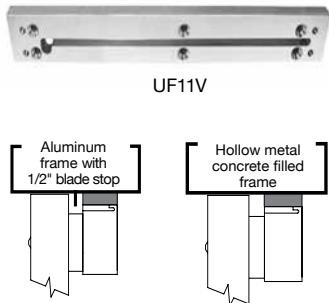
Aluminum Spacer Bracket & Concrete Filled Frame Plate - Pre-Drilled & Tapped **GK LIST**

APPLICATION

- Aluminum frames with blade stop - lowers EmLock® below blade stop
- Concrete filled hollow metal frames - provides multiple points for concealed wire entry

FEATURES

- Pre-drilled and tapped specifically for 1510, 1570, 1580 EmLock
- Machined wire chase provides multiple points for concealed wire entry from concrete filled frames.



UF11V	Bracket for 1511, 1513, 1571, 1573. 1/2" x 1-1/2" x 11"	94.00
UF12V	Bracket for 1512 and 1572. 1/2" x 1-1/2" x 22"	116.00
UF81V	Bracket for 1581. 1/2" x 1-1/4" x 8-3/4"	75.00
UF82V	Bracket for 1582. 1/2" x 1-1/4" x 17-1/2"	104.00

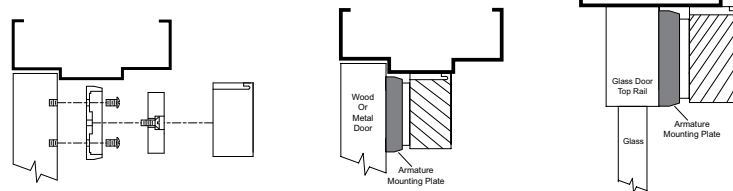
Armature Mounting Plate

Distributor Discount Code **GK LIST**

The AR Mounting plate provides a solution for mounting the EmLock® armature to the top rail of aluminum, glass, wood and hollow metal doors that do not permit the use of thru bolts. **Dimension:** 8 1/2" x 3"

MODEL

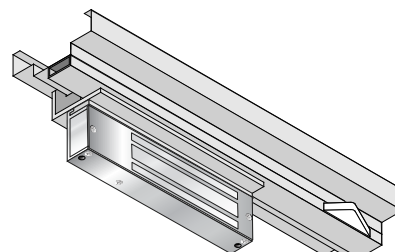
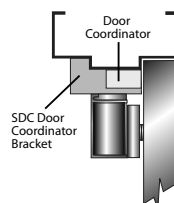
AR11Y	Armature mounting plate (Black) Specify one for models 1511, 1571, two for models 1512, 1572	63.00
AR11YD	Armature mounting plate (black) with door sensor Specify one for models 1511, 1571, two for models 1512, 1572	104.00



Door Coordinator Lock Mounting Kit

Distributor Discount Code **GK LIST**

DC-1	Door coordinator mounting bracket for single models 1511 and 1571.	125.00
DC-2	Door coordinator mounting bracket for double models 1512 and 1572.	228.00



SDG

SECURITY DOOR CONTROLS
801 Avenida Acaso • Camarillo, CA 93012
Email: Service@sdgsecurity.com • www.sdgsecurity.com

Price List Effective February 1, 2017