


IP Pro™ Components LIST

IPDCE	IP Pro Controller , board plus enclosure	675.00
IPDC	IP Pro Controller , board only	650.00
IPI-30	IP Pro Injector , 30W PoE+	192.00
IPS-12	IP Pro Splitter , 12VDC PoE+	226.00



IP Pro Controller board




IP Pro Injector IP Pro Splitter



IP Pro Controller enclosure

IP Pro™ Door Station LIST

IPDSE	IP Pro Door Station Expansion , board plus enclosure	575.00
IPDS	IP Pro Door Station Expansion , board only	550.00



IP Pro Door Station Expansion board

IP Pro™ Starter Kit LIST

IPPRO-SKE	IP Pro Starter Kit , including Controller board, Splitter, Injector plus Controller enclosure	1116.00
IPPRO-SK	IP Pro Starter Kit , including Controller board, Splitter, Injector	1090.00



IPRW



IPRW300

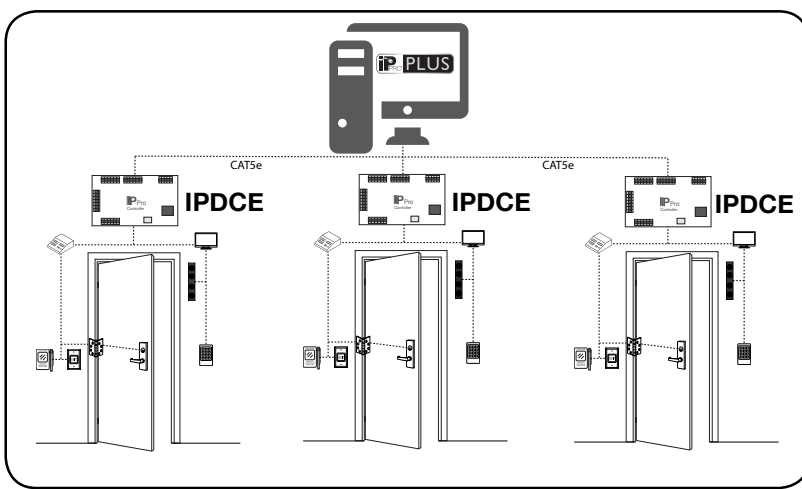
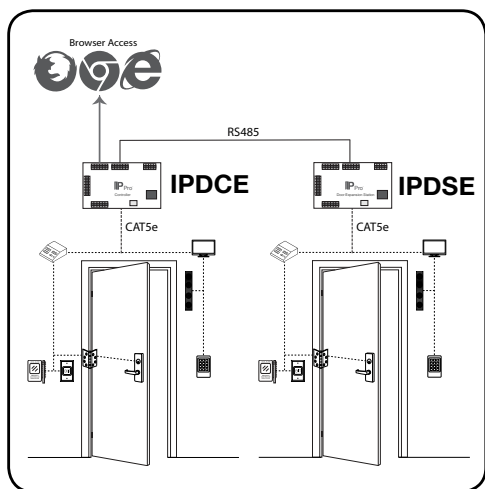


IPRW500

Prox Readers LIST

IPRW	Wiegand Reader - PROX, Surface Mount , HID compatible (125 kHz)	196.00
IPRW300	Mini Wiegand Reader - PROX, Mullion Mount , HID compatible (125 kHz), includes Black and White Cover	196.00
IPRW500	Wiegand Reader - PROX, Single Gang Box or Surface Mount , HID compatible (125 kHz), includes Black and White Cover	225.00

CARDS, KEY FOBS and TAGS see page 65



The **IP Pro** Line of IP-based Access Controllers allows expansion from one Standalone door up to a 100-door "Grid." The Choice is yours! **It's like having a local area network for your doors without all the headaches of an enterprise system.**