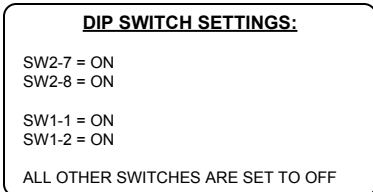
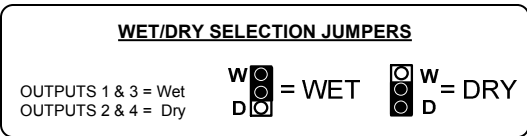
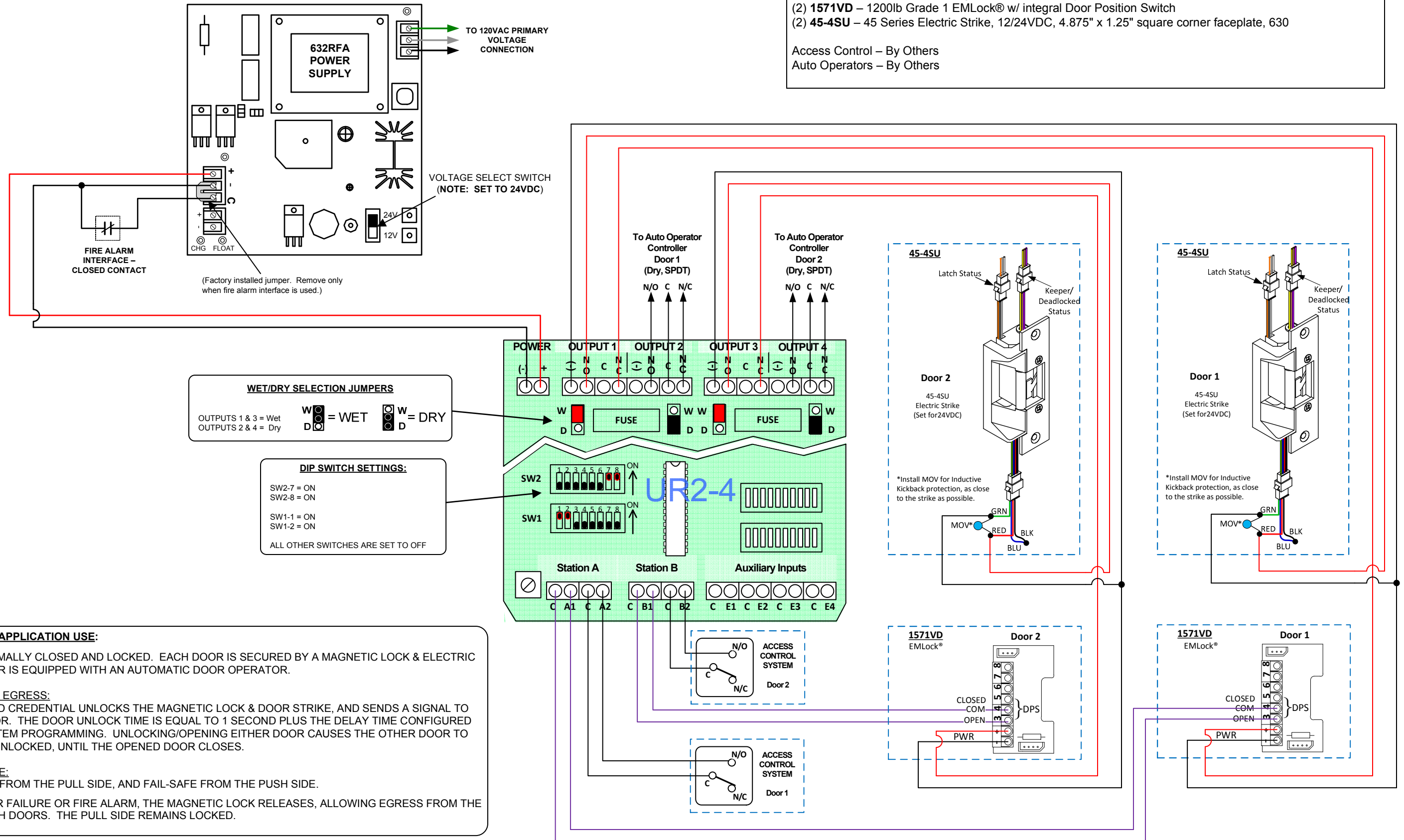


System Components:

- (1) 632RFAXUR2-4 – 2 Amp Regulated Power Supply w/ Fire Alarm Interface & 2-Station Universal Controller
- (2) 1571VD – 1200lb Grade 1 EMLock® w/ integral Door Position Switch
- (2) 45-4SU – 45 Series Electric Strike, 12/24VDC, 4.875" x 1.25" square corner faceplate, 630

Access Control – By Others
Auto Operators – By Others



METHOD OF OPERATION / APPLICATION USE:

1. BOTH DOORS ARE NORMALLY CLOSED AND LOCKED. EACH DOOR IS SECURED BY A MAGNETIC LOCK & ELECTRIC DOOR STRIKE. EACH DOOR IS EQUIPPED WITH AN AUTOMATIC DOOR OPERATOR.
2. **AUTHORIZED ACCESS & EGRESS:** PRESENTING A VALID CARD CREDENTIAL UNLOCKS THE MAGNETIC LOCK & DOOR STRIKE, AND SENDS A SIGNAL TO THE AUTOMATIC OPERATOR. THE DOOR UNLOCK TIME IS EQUAL TO 1 SECOND PLUS THE DELAY TIME CONFIGURED IN ACCESS CONTROL SYSTEM PROGRAMMING. UNLOCKING/OPENING EITHER DOOR CAUSES THE OTHER DOOR TO BE INCAPABLE OF BEING UNLOCKED, UNTIL THE OPENED DOOR CLOSES.
3. **SYSTEM POWER FAILURE:** DOORS ARE FAIL-SECURE FROM THE PULL SIDE, AND FAIL-SAFE FROM THE PUSH SIDE. IN THE EVENT OF A POWER FAILURE OR FIRE ALARM, THE MAGNETIC LOCK RELEASES, ALLOWING EGRESS FROM THE PUSH SIDE THROUGH BOTH DOORS. THE PULL SIDE REMAINS LOCKED.

© 2015 Security Door Controls Printed in U.S.A

<p>Security Door Controls 801 Avenida Acaso Camarillo, CA 93012 t 805.494.0622 ~ f 805.494.8861 www.sdcsecurity.com</p>	<p>NOTE: ALL WIRING MUST BE REVIEWED AND APPROVED BY THE PROJECT ENGINEER ASSIGNED TO THE LOCATION FOR ITS CORRECTNESS AND SUITABILITY FOR THE APPLICATION IN WHICH THE EQUIPMENT IS INSTALLED AND OPERATED. ALL WIRING MUST CONFORM TO NATIONAL, STATE, AND LOCAL CODES FOR CLASS 2 FIRE PROTECTION AND CONTROL DEVICES.</p>	PROJECT NAME:	TITLE:			SO NO.:	REV
		SOLUTION 12	2-DOOR MANTRAP W/ DOOR STRIKES, EMLOCKS, & AUTO OPERATORS			--	-
LOCATION.:	DIST.:	CONTACT:	DATE:	DRAWN BY:	DWG. NO.:	Page 1 of 1	
--	--	--	--	--	--		