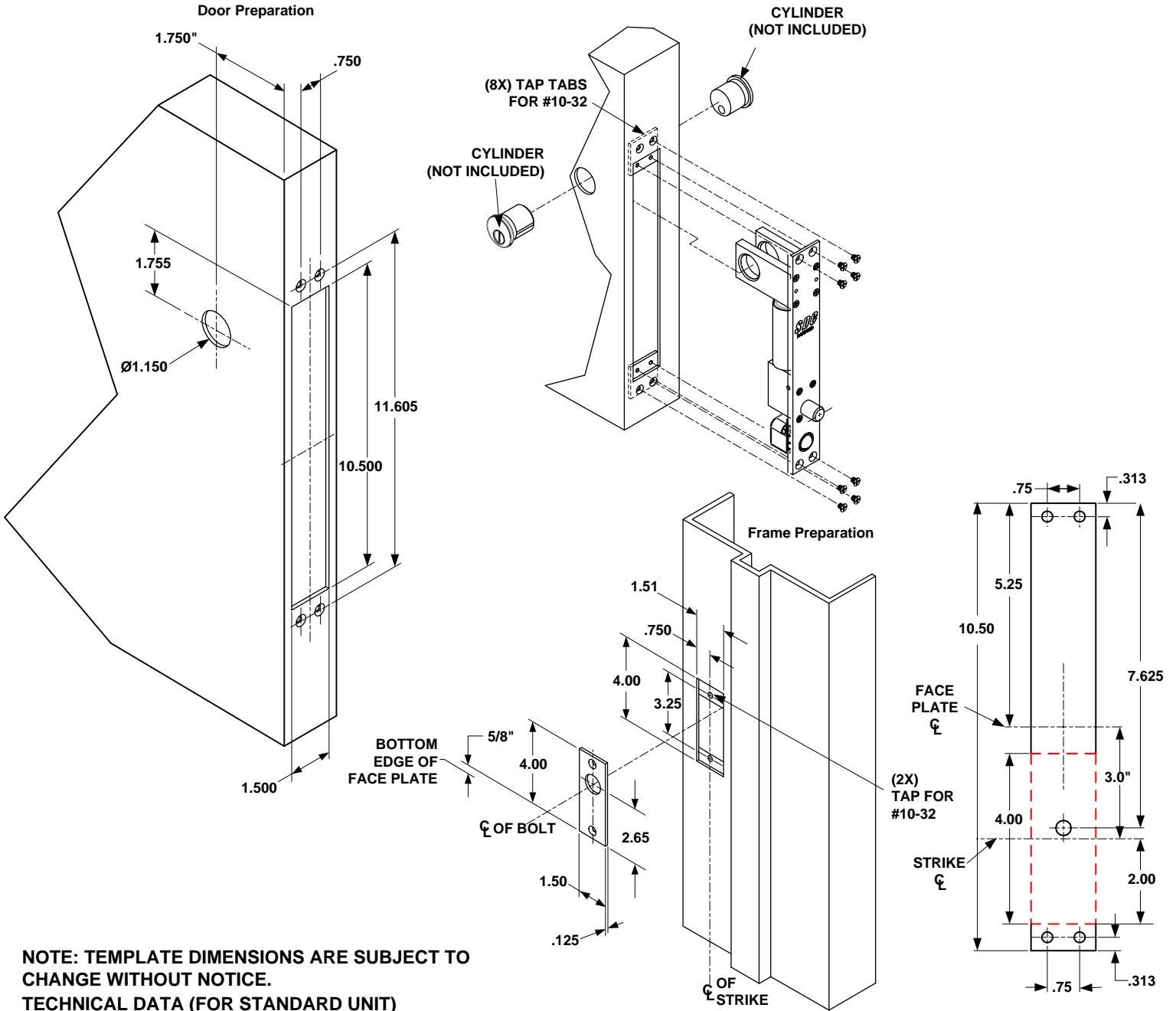


# SDC Security Door Controls

801 Avenida Acaso, Camarillo, Ca. 93012 • (805) 494-0622 •  
 www.sdcsecurity.com • E-mail: service@sdsecurity.com

## 1291ADDMR1 (1.75 BS) INSTALLATION INSTRUCTIONS/TEMPLATE MECHANICAL RELEASE (DOOR MOUNT – DOUBLE CYLINDER)



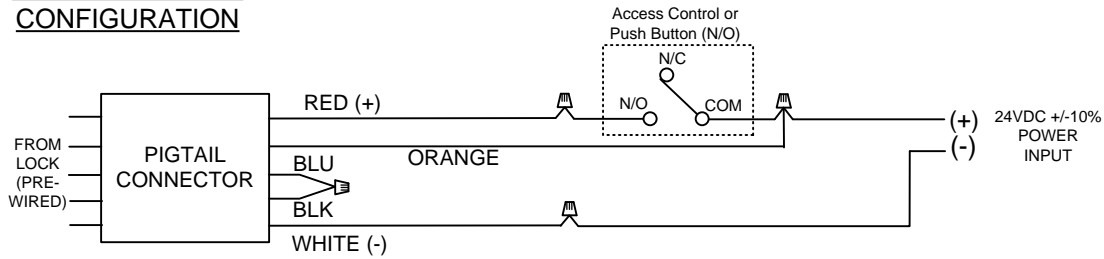
**NOTE: TEMPLATE DIMENSIONS ARE SUBJECT TO CHANGE WITHOUT NOTICE.**  
**TECHNICAL DATA (FOR STANDARD UNIT)**  
**FACE PLATE:** 10-1/2" x 1-1/2" X 1/8"  
**STRIKE:** 4" x 1-1/2" x 1/8"  
**ID REQUIREMENTS:** 10-1/2" x 1-1/2" x 1-1/2"  
**BOLT:** 5/8" DIA. STAINLESS STEEL  
**BOLT THROW:** 5/8"  
**BACK SET:** 1.750"

Any suggestions or comments to this instruction or product are welcome. Please contact us through our website or email engineer@sdsecurity.com

# LOCK WIRING

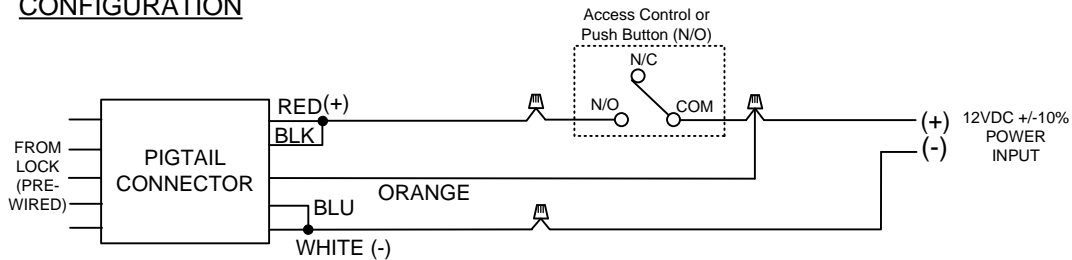
Select 24VDC OR 12VDC Configuration, and use provided pigtail connector:

## 24VDC SOLENOID CONFIGURATION



**ELECTRICAL DATA:**  
**Dual Voltage Solenoid**  
 12VDC @ .9 mA (max.)  
 24VDC @ .45 mA (max.)  
 Continuous Duty

## 12VDC SOLENOID CONFIGURATION

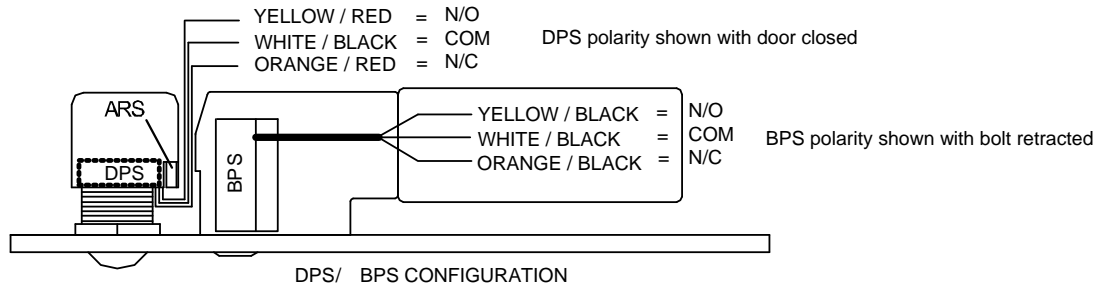


### OPTIONAL BOLT POSITION SENSOR (BPS-MAGNETIC)

B Indicates bolt locked or unlocked 5 Watt

### OPTIONAL DOOR POSITION SWITCH (DPS-MECHANICAL)

D Indicates door opened or closed 4A @ 30VDC (Resistive)



\*When both options are ordered the Common is shared