



UR-1




UR2-4



UR4-8



FB-4



ACM-1



CR4



PB-8



PSM



RB12V4
4 Amp Hour



RB12V7
7 Amp Hour

UNIVERSAL CONTROLLER & MANTRAP MODULES LIST

- UR-1** Universal Controller for up to 2 doors. 12 Selectable Relay & System Logic Modes. 2 form "A" SPST, N.O. Inputs, 2 form "C" SPST outputs 5 Amps, 12/24 @ 120/175mA. **103.00**
- UR2-4** Universal Controller for 2 doors. Field select TD, LR, TD/LR, mantrap A, B, C interlock. Two fused SPDT outputs, 5 Amp @ 30VDC. Two SPDT outputs, 5 Amp @ 30VDC. Two inputs per station, four auxiliary inputs. **235.00**
- UR4-8** Universal Controller for 4 doors. Field select TD, LR, CR, TD/LR, mantrap A, B, C interlock. Four fused SPDT outputs, 5 Amp @ 30VDC. Four SPDT outputs, 5 Amp @ 30VDC. Two inputs per station, four auxiliary inputs. **331.00**

DOOR CONTROL MODULES LIST

Modules may be ordered with or without power supplies. Different function modules may be used in the same power supply or cabinet. Contacts: 2.5 Amps inductive, 5 Amps resistive @ 30VDC unless specified otherwise.

- FB-4** Fused terminal board. 4 individually fused outputs **44.00**
- ACM-1** Access Control Module. One SPDT voltage output, one SPDT status output, eight trigger inputs, (3N/C, 3N/O), LED status indicator. **97.00**
- CR4** Control Board with four relays. Four fused SPDT field selectable wet or dry outputs, four non-fused SPDT outputs, 2 Amps @ 30VDC, four dry contact trigger inputs. **177.00**
- PB-8** Power booster for high inrush electric panic devices and locks. 1 Amp continuous @ 24VDC, 8 Amp surge output. **129.00**
- PB-16** Power booster for high inrush electric panic devices and locks. 1 Amp continuous @ 24VDC, 16 Amp surge output. **161.00**

POWER SUPPLY MONITORING LIST

- PSM** Power Supply Monitoring Module **235.00**
For remote monitoring of power supply AC input, DC output and battery backup On/Off status. 2 SPDT Relay Outputs, 1 Amp @ 12/24VDC

EXIT DEVICE SEQUENCER LIST

- EMC** Sequencer Module required for pair of doors and automatic doors. 12/24 VDC For use with SDC 602RF and 632RF Power Supplies. **161.00**

BATTERIES LIST

- RB12V4** 12V/4Ah Battery. Specify in pairs for 24V. 600RF accommodates four. **44.00**
- RB12V7** 12V/7Ah Battery. Specify in pairs for 24V. 600RFA accommodates six **65.00**

Consult Our Online Wire And Voltage Calculator at <http://www.sdcsecurity.com/toolbox.htm>

Cabinet Control Module Capacity

Power Supply	Number of Batteries	Battery Type	FB4	12VR	PSM	UR-1	UR2-4	UR4-8	CR-4	ACM-1	PB-8, PB-16
12x12	0-2	RB12V4	4	4	1	4	NA	NA	2	2	2
	3-4		2	2	1	2	NA	NA	1	1	2
16x14	0-2	RB12V7	4	4	1	4	2	2	4	4	2
	3-6		4	4	1	2	1	1	2	2	2