


UR-1 Universal Field Programmable Application Module

UR Series Universal Door Controllers provide a choice of individual dip switch selectable relay operating modes or system modes for lock control, monitoring, communicating door or lock system logic. Relay output modes may be individually configured as a Dry Contact or Voltage (Wet) Output. Relays may be configured to work independently or in tandem with adjacent relay.



FEATURES

- Use the Same Controller for Multiple Applications
- **Microprocessor Based System Logic** Reduces Need for Communicating Door and Lock Contacts and Standalone Relays
- **Centralized Wiring** for Locks, Access Controls, Monitoring Contacts and Peripheral Equipment Provide Easy Troubleshooting and Enable Uniformity for Multiple Installation Applications
- **Multiple Selectable Relay & System Logic Modes:**
 1. Conventional Relays
 2. 2 Time Delay Relays, adj. 1-60 sec
 3. 1 Time Delay Relays x Anti-Tailgate input
 4. 2 Independent Latching Relays (1 N.O. trigger per relay (pulse on, pulse off)
 5. Tandem Latching Relays 2-SPDT (DPDT) output (Input (A) latch ON, Input (B) latch OFF)
 6. 1 Time Delay Relay, 1 Latching Relay
 7. 1 Time Delay Relay, 1 Control Relay
 8. 2 Door Airlock/Cleanroom System
 9. Communicating Bathroom System: Shared by 2 hospital or Dorm rooms. Exiting unlocks both doors, ensuring access for both rooms
 10. Manual Door Sequencer : For 1 or 2 single or double door openings with high inrush* locks or exit devices (not to exceed Power Supply Rating up to 7A)
 11. Automatic Door Sequencer: For 1 single or 1 double door opening with locks or exit devices
- **Relay Modes:** Selectable Contact Configuration Permit Installer Configuration per Application Requirements
 1. SPDT outputs jumper selectable Wet and/or Dry
 2. Selectable Independent or Tandem (Simultaneous, DPDT) Activation
 3. Each Tandem SPDT output may be Wet and/or Dry


SPECIFICATIONS


Input Voltage	Automatic Voltage Sensing 12VDC @ 120mA, 24VDC @ 175mA
Inputs	Two Form "A" SPST, N.O. Inputs a) Two (2) N.O. Dry Inputs for Individual Relay b) Tandem: Either N.O. Dry Input Triggers Both Relays
Outputs	<ul style="list-style-type: none"> • 2 Form "C" SPDT Outputs (N.C. Failsafe, N.O. Failsecure) • 10 Amps (resistive), 7 Amp (inductive) @ 30VDC • Wet (voltage) and/or Dry Output • Wet Output Voltage is Same as Module Input Voltage • Two (2) LED Relay Active Indicators

Relay Mode Output Configuration

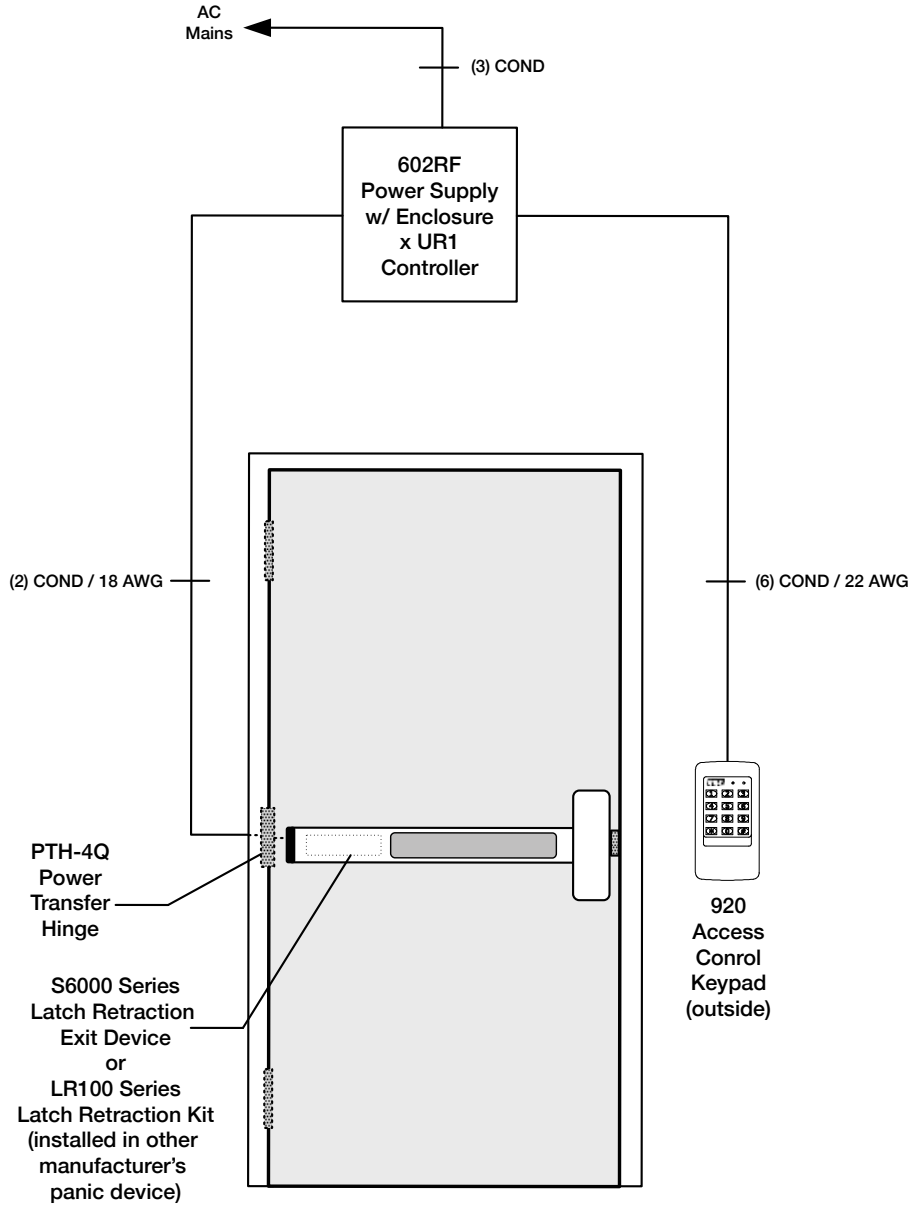
- a) Two (2) Wet (Power) and/or Dry Outputs
- b) Tandem: Simultaneously Activates both SPDT Outputs

Dimensions 3.2" W x 2" L x 1" H

 **MODELS**

 **UR-1** Universal Controller





920 Access Control Keypad



LR100 Latch Retraction Retrofit Kit



PTH-4Q Power Transfer Hinge



602RF 1 Amp, 12/24 VDC Class 2 Output Power Supply



S6000 Latch Retraction Exit Device