

MLR Z7600 Motorized Latch Retraction Mortise Lockset



Distributor Discount Code **LSK**

MLR Locksets incorporate an SDC manufactured Grade 1 Heavy Duty mortise lockset and vandal resistant clutch mechanism. All operational attributes are field selectable. 620 mA inrush, 160 mA holding @ 24VDC. Patent Pending

FIELD SELECTABLE ATTRIBUTES

- Selectable function, locked outside only or both sides
- Selectable handing



Electrically Controlled Single Point Locks or Latches
3 Hr A Label Fire Rated Doors



3773-0324:104



SPECIFY FUNCTION AND MODE [] [] [] [] [] **LIST**

SDC Supplied Electrified Lock (Mortise cylinder not included). SDC Brand lockset. Clutch for lever trim vandal resistance. * Less trim - compatible with Schlage trim

| | | * Less Trim | With SDC Trim |
|--------------|---------------------------------|---------------|---------------|
| Z7632 | Locked both sides, failsecure | 645.00 | 995.00 |
| Z7652 | Locked outside only, failsecure | 645.00 | 995.00 |

SPECIFY HAND [] [] [] []

| | | | |
|---------------------|-------------------------------|--------------------------------|------------|
| L Left hand | LR Left hand reversed | All hands are field reversible | N/C |
| R Right hand | RR Right hand reversed | | N/C |

SPECIFY FINISH [] [] [] [] **Add to List**

| | | | |
|-------------------------------------|--------------|-------------------------------------|--------------|
| Q 626 Dull Chrome (standard) | N/C | | |
| C 605 Bright Brass | 52.00 | G 612 Dull Bronze | 52.00 |
| D 606 Dull Brass | 52.00 | H 613 Oil Rubbed Bronze | 52.00 |
| F 611 Bright Bronze | 52.00 | P 625 Bright Chrome | 52.00 |
| | | S 629 Bright Stainless Steel | 52.00 |
| | | U 630 Dull Stainless Steel | 52.00 |

SPECIFY LEVER TRIM [] [] [] [] **Add to List**

| | | | |
|---|------------|--|---------------|
| G Galaxy with rose | N/C | GE Galaxy with escutcheon | 104.00 |
| E Eclipse with rose | N/C | EE Eclipse with escutcheon | 104.00 |
| N Nova with rose | N/C | NE Nova with escutcheon | 104.00 |
| 07 Schlage equal with SDC B rose | N/C | 07E Schlage equal with SDC escutcheon | 104.00 |

OPTIONS AND ACCESSORIES [] [] [] [] **Add to List**

Optional Outputs

| | |
|--|--------------|
| R Request-to-exit. Indicates inside lever operation for access control request-to-exit input, alarm shunt, remote annunciation or CCTV activation, SPDT 5 Amp @ 30VDC | 83.00 |
| D Door position status output. (MC-4 Door Contact) | 50.00 |
| LM Latchbolt Status SPDT 5 Amp @ 30VDC | 60.00 |

Optional Cable and Connectors

| | |
|---|--------------|
| CC1-5 5ft. Cable and connectors for locks without optional outputs | 47.00 |
| CC3-5 5ft. Cable and connectors for locks with optional outputs | 63.00 |

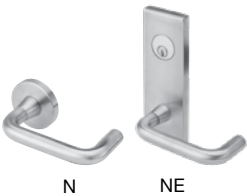

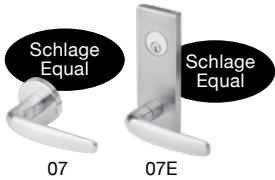
Optional Key Cylinders 1 required for 7650/7652 2 required for 7630/7632 **32.00**

| | |
|--|--------------|
| CYL-6KDQ 6 pin, 1.125" keyed different, 626 Dull Chrome | 32.00 |
| CYL-6KAQ 6 pin, 1.125" keyed alike, 626 Dull Chrome | 32.00 |

Power Transfer Hinge

UL listed, 4.5", five knuckle hinge. Special finish available

| | |
|--|---------------|
| PTH-4Q Four wire, dull chrome | 156.00 |
| PTH-10Q Ten wire, dull chrome | 202.00 |
| PTH-2+4Q 6-wire Electric Hinge 1-pair 16 Amp inrush, 4 Amp continuous;2-pair 1 Amp @ 12/24V | 182.00 |



PTH
UL 10B Listed for 3Hr Fire Rated Doors



SECURITY DOOR CONTROLS
801 Avenida Acaso • Camarillo, CA 93012
Email: Service@sdsecurity.com • www.sdsecurity.com

Price List Effective February 1, 2017