

400-RMB Series

Buzzer Alarm Stations



SDC's single gang or narrow frame mount monitoring and alarm stations to provide indication of door open or unlocked status when connected to relay logic.

The **400-RMB series alarm stations are equipped with buzzers** to provide indication of door or lock status.



MODELS

- 400NU-RMB** Narrow Buzzer Alarm Station
- 400U-RMB** Single Gang Buzzer Alarm Station



STANDARD FEATURES

- Easy to install
- Single gang or narrow frame mount
- Buzzer alert warning






400U-RMB



400NU-RMB



CROSS REFERENCE


Series	400-L	400-SN	400-RMB
			
Status Indicator	LED	Siren	Buzzer
Faceplate	Stainless Steel	Stainless Steel	Stainless Steel
Current Draw	20 mA	18 mA	24 mA
Connection	Wire Leads	Quick Connect Tabs	Wire Leads
	CLICK TO VIEW	CLICK TO VIEW	CLICK TO VIEW

SPECIFICATIONS

	400NU-RMB	400U-RMB
Plate Size	Narrow	Single Gang
Faceplate	Stainless Steel	Stainless Steel
Finish	630 Dull Stainless	630 Dull Stainless
Dimensions	1¾" x 4½"	2⅞" x 4½"
Input	12/24 VDC ± 10%	12/24 VDC ± 10%
Current Draw	24 mA @ 24 VDC	24 mA @ 24 VDC
Siren	85 dBA	85 dBA
Connection	Wire Leads	Wire Leads
Weight	1 lb	1 lb

HOW TO ORDER

FOLLOW STEPS FOR ORDERING

 Designates optional step

1| SPECIFY MODEL

400NU-RMB Narrow Buzzer Alarm Station

400U-RMB Single Gang Buzzer Alarm Station

STEP NUMBER:	1
ORDERING EXAMPLE:	400U-RMB