




OPEN THE DOOR TO CONVENIENCE & ADA COMPLIANCE

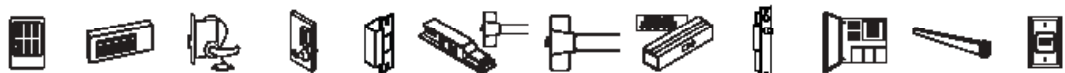
New 1-Amp+, 100W
internal power supply for
true Plug 'N Play integration

- Add electric access & egress control components without adding a power supply:
 - Electric Latch Retraction Exit Devices
 - Electric Strikes
 - Other Electrified Locking Systems
- Extremely quiet operation
- Single-person, low-cost install
- One-button, hassle-free setup
- No maintenance contract required



Perfect for healthcare facilities, retail storefronts, office buildings, & campuses.

Low-Power Door Operator COMPARISON II	 6100	 8100	ENTRE MATIC Ditec HA8-LP	ENTRE MATIC Ditec HA8-SP	 AUTO EntryControl
Requires less than 100 Watts Total Power @ 115vac V x A					✓
1A+ Electric Lock Power for strike, maglock, latch retraction	24VDC, 0.5A (maglock & strike only)	24VDC, 0.5A (maglock & strike only)	24VDC, 0.25A (strike only)	24VDC, 0.25A (strike only)	✓
425 lbs. + Max. Door Weight (36" push arm opening)					✓
Cycle testing - 1.3M					✓
Three year Warranty					✓
Motor rating (hp)	1/8	1/4	1/8	1/8	1/4
List Price (up to 48" opening)	--	--	\$2,779	\$2,925	\$2,339





AUTO EntryControl™

Low-Power Door Operator COMPARISON II	 6100	 8100	ENTREMATIC Ditec HA8-LP	ENTREMATIC Ditec HA8-SP	 AUTO EntryControl
Housing dimensions (h x w)	4.5"x5"	4.5"x5"	4.125" x 5.125"	6.5"x 4.5"	
Adjustable Opening & Closing Speeds	Yes, through programming	Yes, through programming	Yes, via potentiometer & programming	Yes, via potentiometer & programming	Yes, via potentiometer
Up to 48" Single Door Openings		✓	✓	✓	✓
Non-handed	✓	✓	✓	✓	✓
Push or Pull same drive unit	✓	✓	✓	✓	✓
High Traffic Use		✓	✓	✓	✓
Complies w/ ANSI 156.19	✓	✓	✓	✓	✓
ADA Compliant	✓	✓	✓	✓	✓
UL Fire Rated for 3 hr doors	✓	✓	✓	✓	✓
Surface Applied	✓	✓	✓	✓	✓
Full Length Header Available	✓	✓	✓	✓	✓
Mechanical Stops	✓	✓			✓
Push n Go Operation	Yes, through programming	Yes, through programming	Optional	Optional	Yes, via dip switch
Auto-Reverse on obstruction	✓	✓	✓	✓	✓
Obstruction Stop	✓	✓	✓	✓	✓
Microprocessor Control	✓	✓	✓	✓	✓
Programmable Controls	✓	✓	✓	✓	✓
Built in delay to retract strike or mag lock	✓	✓	✓	✓	✓
Built in Interface for door mounted presence sensor	✓	✓	✓	✓	✓
One-button calibration setup	✓	✓			✓
Stack pressure relief prior to Unlocking	✓	✓			✓
Diagnostic evaluation	✓	✓	✓	✓	✓
Electric Lock Power for strike, maglock, latch retraction	24VDC, 0.5A (maglock & strike only)	24VDC, 0.5A (maglock & strike only)	24VDC, 0.25A (strike only)	24VDC, 0.25A (strike only)	24VDC, 1A+
Spring Tension adjustment	✓	✓	✓	✓	
Smoke Open function	Optional	Optional			
Pre-drilled holes			✓	✓	

