

1511S / T

VOICE & DIGITAL Annunciation

The ExitCheck® 1511S series incorporates an **alternating 85 db tone and voice message** with a **digital countdown display** and sign that provides clear and comprehensive instructions for persons without prior knowledge of door operation. This is especially significant for those who are **blind or hearing impaired**.

FIELD SELECTABLE ACTUATION

- Door Movement
- Exit Sense Bar
- Exit Device Switch Kit (See page 81)
- Latch Monitoring Strike (See page 112)

1,650 lbs. Holding Force Standard

830/450 mA @ 12/24VDC (single)

1,200 lbs. Energy Saver Option E

380/225 mA @ 12/24VDC (single)

Control more locks with fewer power supplies
Save on electricity consumption and power supply investment.

1511S

SINGLE MODEL

For use with single doors equipped with Exit Sense Bars, surface vertical rod, concealed vertical rod, mortise and rim mount exit devices, mortise locksets and cylindrical locksets.

ELECTRICAL SPECIFICATIONS

Voltage: Auto Voltage Sensing
12/24VDC ± 10%

Standard 1,650 lbs holding force:
820/500 mA @ 12/24VDC

Energy Saver E Option 1,200 lbs. Holding Force:
450/275 mA @ 12/24VDC

MECHANICAL SPECIFICATIONS

Single: 11" L x 2 3/4" H x 2 5/8" D

Armature: 7 3/8" L x 2 3/8" H x 9/16" D

Sign: 13" L x 4 1/2" H

1511T

TANDEM MODEL

For use with pairs of doors equipped with Exit Sense Bars, surface mounted vertical rod exit devices and concealed vertical rod exit devices with surface mounted triggers and strikes. **Activating either door unlocks both doors.**

ELECTRICAL SPECIFICATIONS

Voltage: Auto Voltage Sensing
12/24VDC ± 10%

Standard 1,650 lbs holding force:
1500/850 mA @ 12/24VDC

Energy Saver E Option 1,200 lbs. Holding Force:
660/485 mA @ 12/24VDC

MECHANICAL SPECIFICATIONS

Tandem: Master: 11" L x 2 3/4" H x 2 5/8" D
Slave: 11" L x 2 3/4" H x 2 5/8" D

Armature: 7 3/8" L x 2 3/8" H x 9/16" D

Sign: 13" L x 4 1/2" H

CONTROL INPUTS

Request to Exit: Normally open, dry

Fire Alarm Release: Alarm panel closed dry contact. Opening of contact releases lock.

MONITORING OUTPUTS

Alarm Output:
SPDT Dry, 1 Amp @ 30VDC

Lock Secure / Unlocked Output:
SPDT Dry, 1 Amp @ 30VDC

DPS Door Position Status: (option)
SPDT Dry, 250 mA @ 30VDC

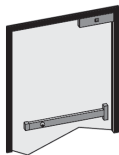
BAS Magnetic Bond Status: (option)
SPDT Dry, 250 mA @ 30VDC

ATS Anti-Tamper Sensor: (option)
SPDT Dry, 1 Amp @ 30VDC

SEE PUSH UNTIL ALARM SOUNDS. DOOR CAN BE OPENED IN 15 SECONDS.



1511S

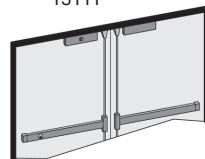


- Voice & Digital Display Standard
- Energy Saver Optional

SEE PUSH UNTIL ALARM SOUNDS. DOOR CAN BE OPENED IN 15 SECONDS.



1511T



"Security Industry Finest"
ISC Expo

DELAYED EGRESS OPERATION

NA	NFPA 101, IBC and IFC Compliant Field selectable: 15 or 30 second exit delay; 1 or 2 second nuisance delay Field selectable automatic or manual power-up after emergency release	N/C
NC	IBC, IFC, NFPA 101, NFPA 1-UFC, UBC, SBC Compliant Fixed 15 exit delay, 0/1 second nuisance delay Calif. Building Code OSHPD/Manual Power Up	N/C
ND	IBC, IFC, NFPA 101, NFPA 1-UFC, UBC, SBC Compliant Fixed 15 exit delay, 0/1 second nuisance delay	N/C
NH	IBC, IFC, NFPA 101, NFPA 1-UFC, UBC, SBC Compliant Fixed 30 exit delay, 0/1 second nuisance delay	N/C
BC	BOCA National Building Code and Chicago Building Compliant 15 second fixed exit delay, 0 second nuisance delay, auto reset 30 seconds after door closure	N/C
BD	BOCA National Building Code 15 second fixed exit delay, 0/1 second nuisance delay, auto reset 30 seconds after door closure	N/C
BH	BOCA National Building Code 30 second fixed exit delay, 0/1 second nuisance delay, auto reset 30 seconds after door closure	N/C



FWAX Special Locking Arrangements
GWXT Auxiliary Locks



UL10C Positive Pressure Compliant
UBC Classified in accordance with
Uniform Building Code standard 7-2
"Fire Test for Door Assemblies"



ANSI/BHMA A156.24
Grade 1



3774-0324:103



1511S

- Voice & Digital Display Standard
- Field Selectable Voice with Tone or Tone only
- Energy Saver Optional

SPECIFY MODEL [] [] [] [] [] LIST

1511S	Single - 1,650 lbs., voice, tone and digital countdown annunciator.	1,297.00
1511T	Tandem - 1,650 lbs., voice, tone and digital countdown annunciator.	2,173.00

SPECIFY OPERATION [] [] [] [] []

Specify NA, NC, ND NH,, BC, BD, BH - see codes and description on page 18
If no Code is specified - NA is the SDC STANDARD OPERATIONS MODE for this product

SPECIFY BUILT-IN RESET & CONTROL [] [] [] [] []

K	Built in key switch. Provides 1-30 second timed bypass, sustained bypass and alarm reset (std)	N/C
P	Built in reset push switch. Available with NFPA (NC or ND) only.	N/C
L	Less key or push switch (<i>no price deduction</i>)	N/C



702R



101-1A



101-4AM



920

Controls & Annunciators
See page 22

SPECIFY FINISH [] [] [] [] [] Add to List

Anodized Finishes		Single	Tandem
V	628 Aluminum (<i>standard</i>)	N/C	N/C
Y	335 Black Anodized	89.00	134.00

Powder Coat Finishes (*a coating electrostatically applied to form a hard finish, that is tougher than conventional paint*)

X	Dark Bronze Powder Coat Painted	89.00	134.00
C	Brass Powder Coat Painted		

Plated Finishes - Special order, no cancellation, no returns

P	625 Bright Chrome	211.00	244.00
Q	626 Dull Chrome		

OPTIONS [] [] [] [] [] Add to List


		Single	Tandem
E	Energy Saver, 1200 lbs holding force, low power consumption	N/C	N/C
D	Door position status. Provides remote monitoring of the door open or closed status and indicates the door has actually been opened for egress after alarm activation. Specify 2 for tandem	45.00	90.00
B	Magnetic bond alert sensor. Indicates locked or unlocked, reduced holding power, tampering or foreign material between the electromagnet and armature. Specify 2 for tandem	67.00	134.00
A	Anti-tamper switch. Detects attempt to remove the access cover. Specify 2 for tandem	56.00	112.00



101-SP

ADD-ONS Add to List

VI	Spanish, or English and Spanish, or English and French verbal announcement	112.00
VIC	Custom verbal announcement (10 piece purchase minimum)	2,080.00
RRX	Reset on REX - No Charge when ordered WITH a Delayed Egress lock Allows the REX input to reset after an unauthorized egress alarm. Not available for NC operation. Replacement Chip (if ordered separately from DE lock)	56.00
101-SP	External 15 watt speaker connects directly to 1511S or 1511T for enhanced decibels on site or remote voice message annunciation. Speaker driver may be provided by others for extreme decibel requirements.	41.00
EA100	Multi-Mode Exit Annunciator Bar interfaces with Delayed Egress devices for forced entry or unauthorized exit signaling. Highly visible from any angle, due to multi color LED lights with rolling signal. See also page 19	195.00



EA100