


IPD Series

IP-Based Access Controllers

SDC's IP-based single door access controllers are now available with two ethernet ports for interfacing with an additional IP devices like cameras or additional controllers.

SDC IPPro®



- Expandable single door IP controller
- Connect and power with existing ethernet network infrastructure
- Secure, built-in browser based software
- Program any access control system in minutes, not hours
- Many from any PC via web browser

1511S Series

Single Integrated Delayed Egress Locks

SDC's ExitCheck® products continue to be the premier delayed egress offering on the market. The patented design integrates a visual digital display, verbal countdown and alarm tone, alternating verbal message and door release indicator.

SDC ExitCheck®

SDC PUSH UNTIL ALARM SOUNDS. DOOR CAN BE OPENED IN 15 SECONDS.



- Maintain fire and life safety compliance
- No prior knowledge of door operation required
- Built-in activation trigger
- Wandering patient and infant tracking compatible
- Standard 1,650lb holding force
- UL294 and UL10C

7600 Series

Motorized Latch Retraction Mortise Locks

SDC's 7600 series motorized latch retraction controlled mortise locksets are designed for use on fire rated doors to provide access control and fire life safety compliance.



- Factory installed motorized electric latch retraction
- New construction or retrofit
- Vandal resistant clutch
- Field reversible handing
- Compatible with low-energy door operators

S6000-101 Series

All-In-One Delayed Egress Devices

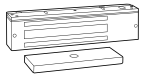
SDC's S6000-101 series all-in-one devices integrates the S6000 series exit device with SDC's innovative delayed egress electronics that are available in rim, SVR, or mortise configurations.

SDC PUSH UNTIL ALARM SOUNDS. DOOR CAN BE OPENED IN 15 SECONDS.

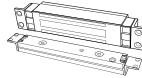


- Maintain fire and life safety compliance
- No prior knowledge of door operation required
- Push pad activation trigger
- Wandering patient and infant tracking compatible
- Panic or fire rated devices
- Trim options available

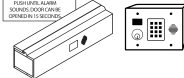
1 LOCKING DEVICES



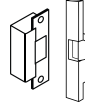
Electromagnetic Locks



Electromagnetic Shear Locks



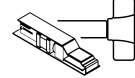
Delayed Egress Locks



Electric Strikes



Electrified Locksets



Exit Devices & Retrofit ELR Kits




Electric Bolt Locks

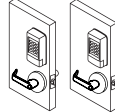
2 ACCESS CONTROLS




IP-Based Controllers



Keypads & Readers



Standalone Locksets




Key Switches

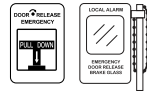
3 EGRESS CONTROLS



Egress Devices

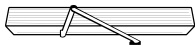


Exit Switches & Sensors



Emergency Door Releases

4 ADA CONTROLS



Low Energy Operators

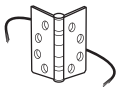


Push Plates & Panels



Bollards

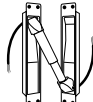
5 POWER TRANSFER DEVICES



Hinges



Loops

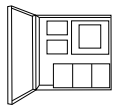


Mortise Transfer

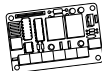


Wireless Transfer

6 POWER SUPPLY & DOOR CONTROLS



Power Controllers



Door Controllers

7 REMOTE CONTROLS & ANNUNCIATORS



Remote Control Consoles

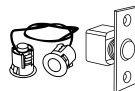


Door Prop Alarms & Annunciators

8 ACCESSORIES & MISC



Electromagnetic Door Holders



Door Position Monitoring



Latch & Deadbolt Monitoring Strikes



Wireless Transmitters & Receivers



Communicating Bathroom Controls