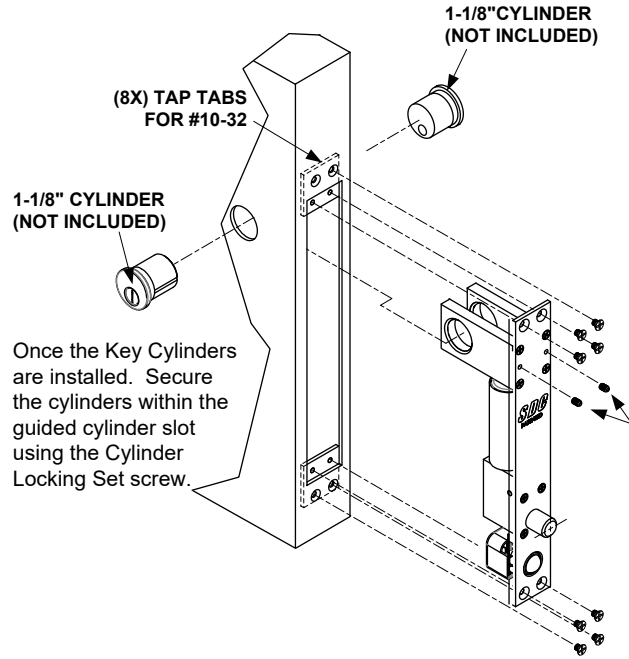
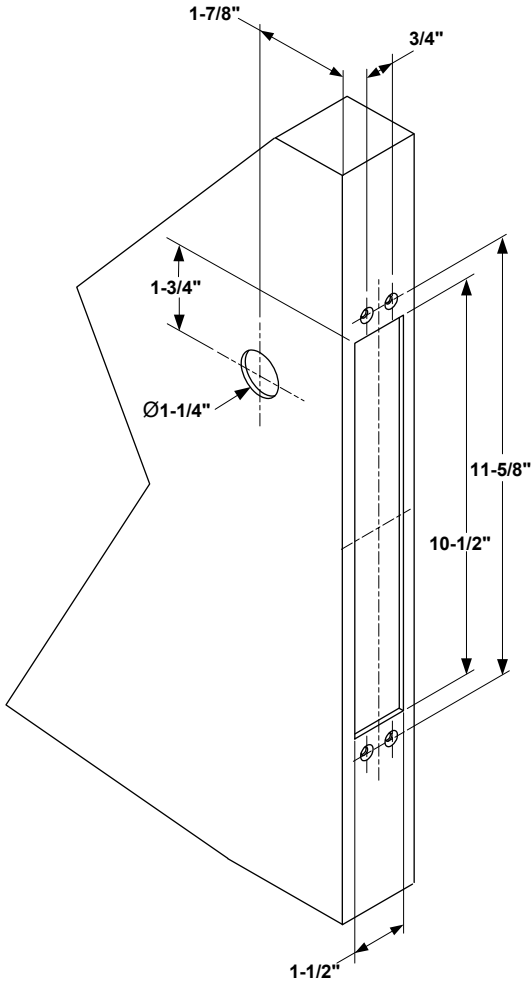




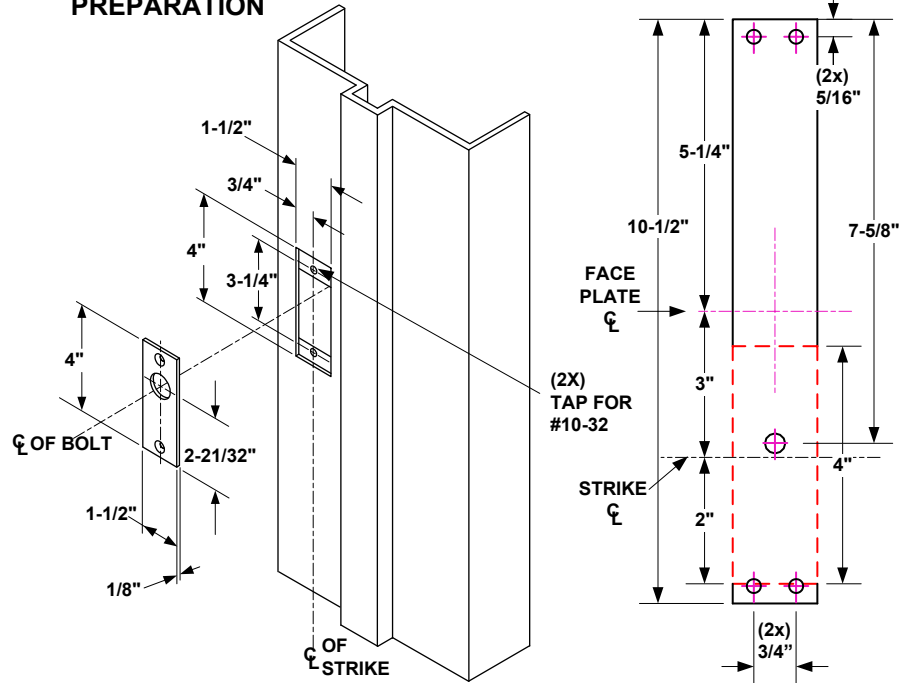
INSTALLATION INSTRUCTIONS

1091AIDDMR1 (1-7/8" BACKSET) CONCEALED MORTISE BOLT LOCK with MECHANICAL RELEASE FAIL-SAFE (DOUBLE CYLINDER PREP)

DOOR PREPARATION



FRAME PREPARATION



**NOTE: NOT TO SCALE.
DIMENSIONS ARE SUBJECT
TO CHANGE WITHOUT NOTICE.**

TECHNICAL DATA (FOR STANDARD UNIT)

FACE PLATE:	10-1/2" x 1-1/2" X 1/8"
STRIKE:	4" x 1-1/2" x 1/8"
ID REQUIREMENTS:	10-1/2" x 1-1/2" x 2-7/8"
BOLT:	5/8" DIA. STAINLESS STEEL
BOLT THROW:	3/4"
BACK SET:	1-7/8"

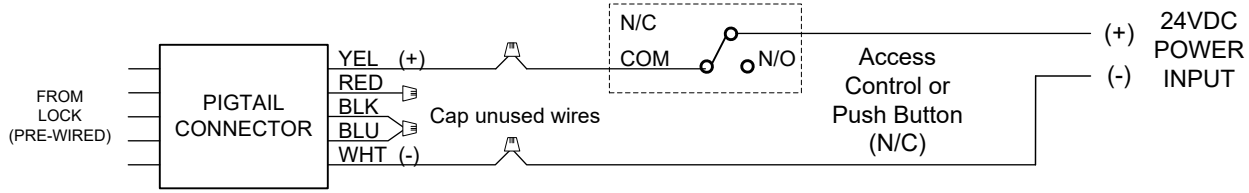
Any suggestions or comments to this instruction or product are welcome. Please contact us through our website or email engineer@sdsecurity.com



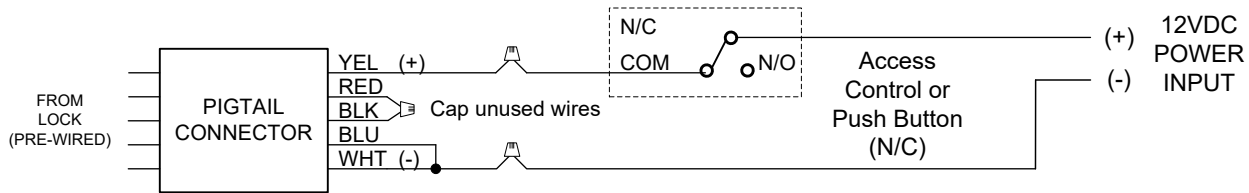
LOCK WIRING

Select 24VDC OR 12VDC Configuration, and use provided pigtail connector:

24VDC SOLENOID ONFIGURATION



12VDC SOLENOID CONFIGURATION



Electrical Data

Dual Voltage Solenoid:

12VDC @ .9 Amp (Max) Continuous Duty
24VDC @ .45 Amp (Max) Continuous Duty

OPTIONAL BOLT POSITION SENSOR (BPS-MAGNETIC)

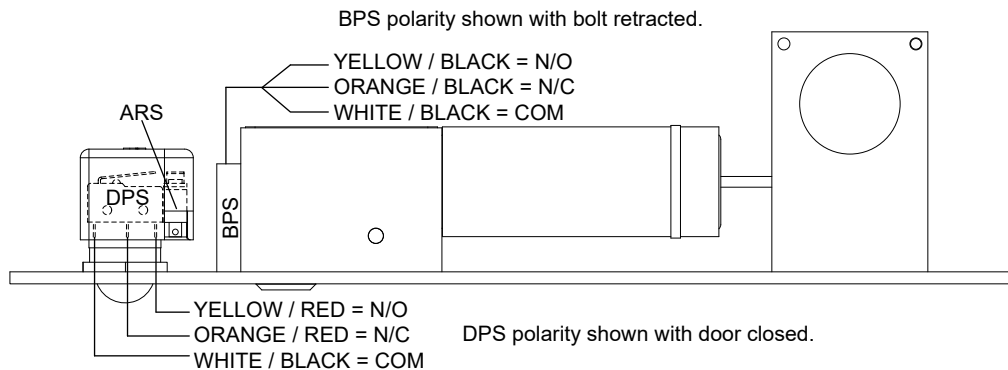
B Indicates bolt locked or unlocked 5 Watt

OPTIONAL DOOR POSITION SWITCH (DPS-MECHANICAL)

D Indicates door opened or closed
4A @ 30VDC (Resistive)

* When both options are ordered the Common is shared.

DPS / BPS CONFIGURATION



* DPS / BPS CONFIGURATION