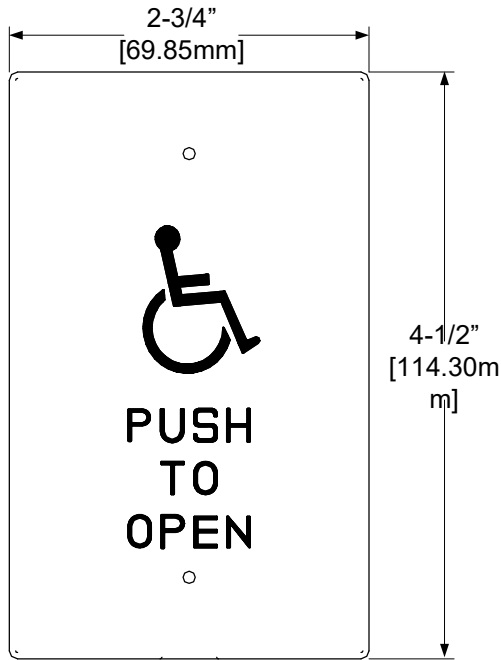


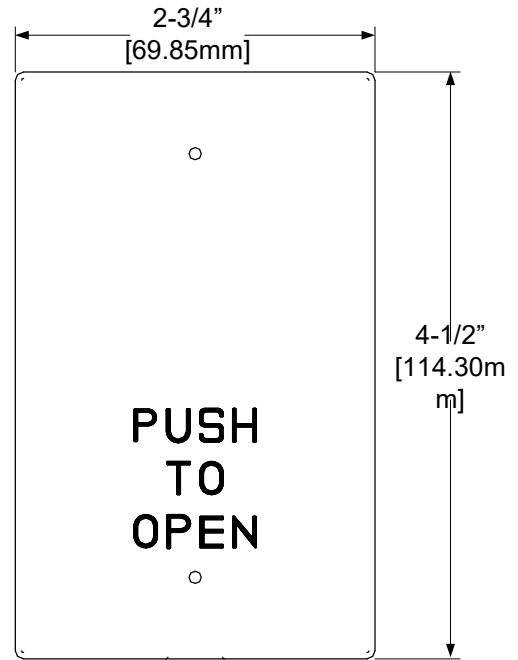


INSTALLATION INSTRUCTIONS

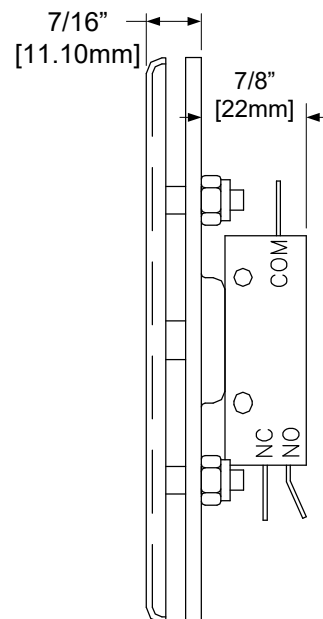
480-2 SINGLE GANG PUSH PLATE SPDT SWITCH 482A2U / 482O2U



482A2U



482O2U



Specification:

Physical Size: 2-3/4" x 4-1/2" x 1-5/16"

Contact Type: SPDT - Momentary

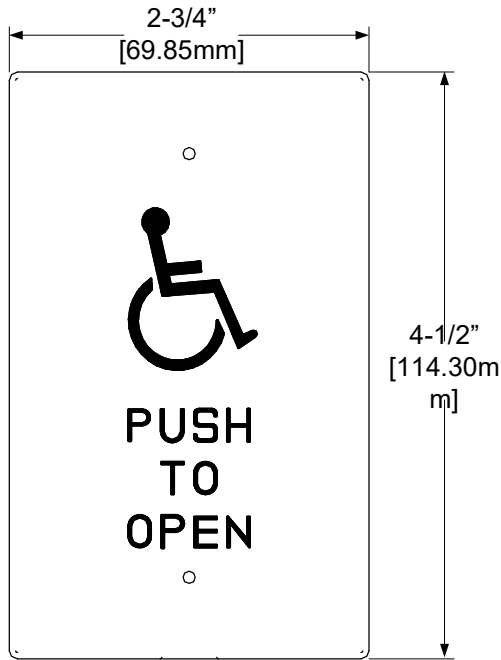
Contact Rating: 2 Amp @ 48 VDC
15 Amp @ 125/250 VAC

*Switch mounts to a standard Single Gang (2" x 4") electrical box.

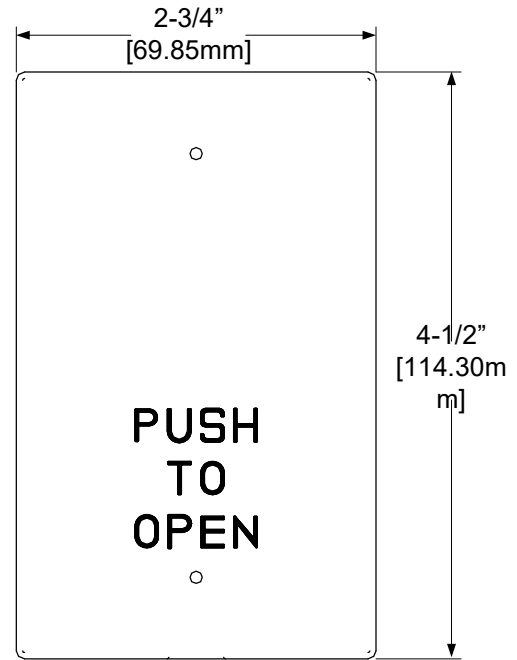
Any suggestions or comments to this instruction or product are welcome. Please contact us through our website or email engineer@sdsecurity.com



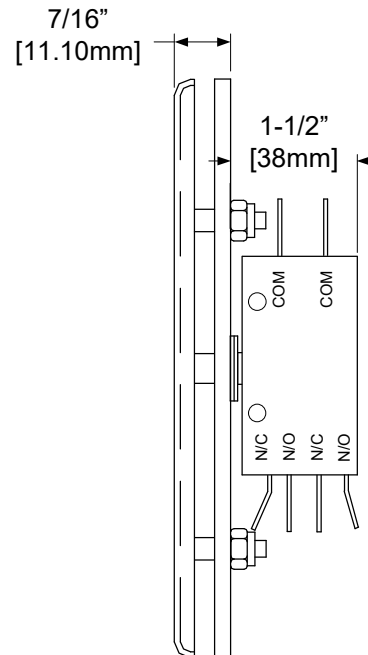
SINGLE GANG PUSH PLATE DPDT SWITCH 484A2U / 484O2U



484A2U



484O2U



Specification:

Physical Size: 2-3/4" x 4-1/2" x 1-15/16"

Contact Type: DPDT - Momentary

Contact Rating: 15 Amp @ 125/250 VAC

*Switch mounts to a standard Single Gang (2" x 4") electrical box.

Any suggestions or comments to this instruction or product are welcome. Please contact us through our website or email engineer@sdsecurity.com