


# Latch & Deadbolt Monitoring Strikes



## Compatible with Mechanical, Electrified and Battery Powered

- Cylindrical Locksets
- Mortise Locksets With or Without Deadbolts
- Deadbolts
- Mortise Exit Devices



## APPLICATIONS


- Latch Status & Request-to-Exit Signaling for Mechanical and Electrified Cylindrical and Mortise Locks & Mortise Exit Devices
- Latch Status & Request-to-Exit for Battery Powered Locks
- Deadbolt Status
- Alarm Shunt or Activation
- Interlock and Mantrap Signaling
- Door Ajar or Forced Entry Signaling
- Shared Bathrooms: Ensures Unlocking of Both Doors When Exiting Either Door of a Shared Bathroom
- Delayed Egress Lock Activation, Eliminates Need for Exit Device Switch and No Wires in Door




## FEATURES

- For Standard ANSI 2-3/4" or 4.3/4" Strike Plates (Provided by Others)
- Solid Stainless Steel Actuators Installed in Heavy Gauge Strike Back Box
- Unobtrusive, Vandal Resistant Actuators Are Recessed to Inhibit Tampering.
- Field Adjustable for Latch & Bolt Length
- SPDT and DPDT Contacts Available
- All Wiring Maintained in Frame, Eliminating the Need for Power Transfer Devices and Wires in the Door, Maintaining Fire Door Integrity







**MS-14**



**MS-16**



**MS-18**



**MS-20**

Strike plate provided by others



## MODELS



**MS-12** SPDT Cylindrical latch or tubular deadbolt monitor 2-3/4"



**MS-14** SPDT Cylindrical latch monitor 4-7/8"



**MS-16** SPDT Mortise lock latch monitor



**MS-18** SPDT Mortise lock deadbolt monitor



**MS-20\*** SPDT Mortise lock latch and deadbolt monitor

**MS-12D** DPDT Cylindrical latch monitor 2-3/4"

**MS-14D** DPDT Cylindrical latch monitor 4-7/8"

**MS-16D** DPDT Mortise lock latch monitor

**MS-18D** DPDT Mortise lock deadbolt monitor

**MS-20D\*** DPDT Mortise lock latch and deadbolt monitor

\*MS-20 and MS-20D are handed but reversible

**Contact:** 5 Amps @ 12/24VDC