

**PUSH TO EXIT**

Field Applied Sign with green letters



Access Control System Units  
Burglary Resistant Electronic Locking Mechanism



**STANDARD FEATURES**

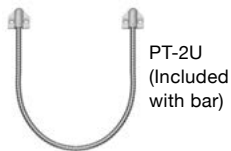
- Actuation:** Pressure Sense Technology; Tri-Failsafe
- Voltage:** 12/24VDC Voltage Sense Input
- Current:** 20 mA at Rest, 115 mA Active
- Lock Output:** SPDT, 3 Amp @ 30VDC
- Alarm Shunt/Status Output:** SPDT, 3 Amp @ 30VDC
- Accessories Include:**  
10 ft. cable and connector; PT-2U Armored Power Transfer Loop

Standard length, 36"

MODEL	FINISH	LIST PRICE
<b>PSB560V</b>	628 Aluminum Anodized	<b>374.00</b>
<b>PSB560Y</b>	Black Anodized	<b>374.00</b>
<b>PSB560S</b>	629 Bright Stainless Steel	<b>507.00</b>
<b>PSB560U</b>	630 Brushed Stainless Steel	<b>507.00</b>

**Bars for wide doors**

<b>42</b>	Bar for 42" Door. May be field cut.	<b>N/C</b>
<b>48</b>	Bar for 48" Door. May be field cut <i>Ex: PSB560V-42</i>	<b>N/C</b>



PT-2U  
(Included with bar)



PT3

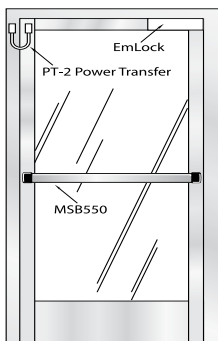
**ACCESSORIES**

	LIST
<b>500GL-KIT</b> One glass door mounting kit with adhesive for eight to ten bars	<b>252.00</b>
<b>500GL-MB</b> One glass door mounting kit without adhesive	<b>140.00</b>
<b>500-SK</b> Shim kit used to raise bar from door. Recommended for wood or hollow metal doors with uneven mounting surface.	<b>26.00</b>

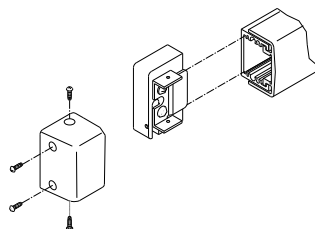
**Power Transfer:**

<b>PT-3V</b> Stainless steel armored loop with aluminum surface wire junction box	<b>49.00</b>
---	--------------


**Standard Installation with standard mounting hardware**



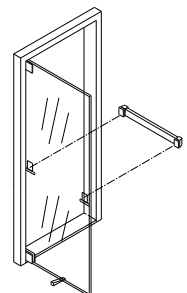
**500GL Kit Glass Mount Installation**



**1. Assemble kit**



**2. Apply Adhesive**



**3. Mount**

## EXIT MECHANICAL SWITCH

Distributor Discount Code **DK**



### PUSH TO EXIT

Field Applied Sign with green letters



Listed 4J82

Access Control System Units  
Burglary Resistant Electronic  
Locking Mechanism



3773-0324-106

### STANDARD FEATURES

**Actuation:** 1/8" total bar movement for mechanical switch actuation

**Contact:** SPDT, 5 Amp @ 30VDC (2nd switch optional)

**Accessories include:** PT-2U Power Transfer Loop

Standard length, 36"

MODEL	FINISH	LIST PRICE
<b>MSB550V</b>	628 Aluminum Anodized	<b>232.00</b>
<b>MSB550Y</b>	335 Black Anodized	<b>240.00</b>
<b>MSB550S</b>	629 Bright Stainless Steel	<b>385.00</b>
<b>MSB550U</b>	630 Brushed Stainless Steel	<b>385.00</b>

### 2 SPDT Contacts **ADD 31.00**

Add "2" for 2nd mechanical switch for dual-failsafe redundant operation; alarm shunt; or monitoring output. *Ex: MSB550-2V*

### Bars for wide doors

**42** Bar for 42" Door. May be field cut. **N/C**

**48** Bar for 48" Door. May be field cut **N/C**

*Ex: MSB550V42*

## EXIT MECHANICAL SWITCH - OUTDOOR WEATHER RESISTANCE

Distributor Discount Code **DK**



### PUSH TO EXIT

Field Applied Sign with green letters

### STANDARD FEATURES

#### OUTDOOR, WEATHER RESISTANCE

#### Water Sealed Switches

**Actuation:** 1/8" total bar movement for mechanical switch actuation

**Contact:** SPDT, 5 Amp @ 30VDC (2nd switch included)

**Accessories include:** PT-3V Power Transfer Loop, 2 SPDT Contacts included

Standard length, 36"

MODEL	FINISH	LIST PRICE
<b>MSB550-2VW</b>	628 Aluminum Anodized	<b>374.00</b>
<b>MSB550-2YW</b>	335 Black Anodized	<b>374.00</b>

### Bars for wide doors

**42** Bar for 42" Door. May be field cut. **N/C**

**48** Bar for 48" Door. May be field cut **N/C**

*Ex: MSB550-2VW42*