

Public Park Safety

After-Hour Restroom Security Solution

- Deter Homeless Occupancy
- Eliminate Daily Staff Unlock/Lock
- Weather Resistant Hardware
- Reduce Vandalism & Graffiti
- Discourage Drug Use Activity
- Prevent Abduction & Sexual Crimes



LOCKING SOLUTION OPTIONS

1a 1575 Electromagnetic Gate Lock

- 1200 lbs Holding, 12/24 VDC
- Threaded Conduit
- Weather Resistant
- Outswing
- Monitoring-Standard
- UL Listed



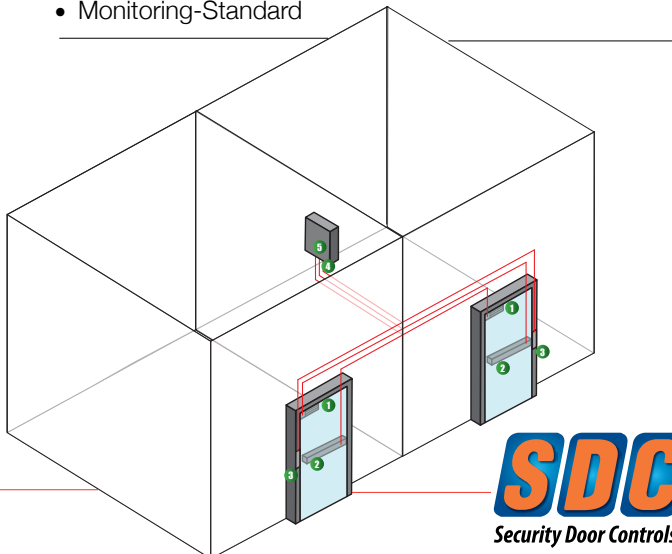
1b 1576 Electromagnetic Gate Lock

- 1200 lbs. Holding, 12/24 VDC
- Threaded Conduit
- Weather Resistant, UL Listed
- Inswing Bracket-Optional
- Monitoring Standard



1c E6200 Magnetic Lock

- 1200 lbs. Holding, 12/24 VDC
- 10' Cable
- Weather Resistant, UL Listed
- Stainless Steel Housing
- Monitoring-Standard



SYSTEM COMPONENTS

2 MSB550-2W Mechanical Switch Bar

- Releasing Device
- Slim Profile
- (2) SPDT Switches Including Transfer Loop
- UL Listed



3 801N Key Switch

- Vandal Resistant
- SPDT, On/Off
- Key Cylinder Optional
- Aluminum



4 631RF 1.5 Amp Power Supply

- 1.5 Amp, 12/24 VDC
- Regulated & Filtered
- Emergency Release Input
- UL Listed
- Batteries Optional



5 14-2 Timer Module

- Programmable- 7 Day
- Compact
- 24 VAC/DC



The lock behind your system

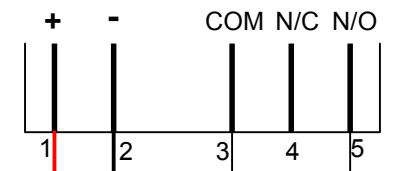
(800) 413-8783 ■ WWW.SDCSECURITY.COM

SDC P/N: 631RFXUR-1
1.5 Amp Power Supply w/ Enclosure & Universal Relay Module

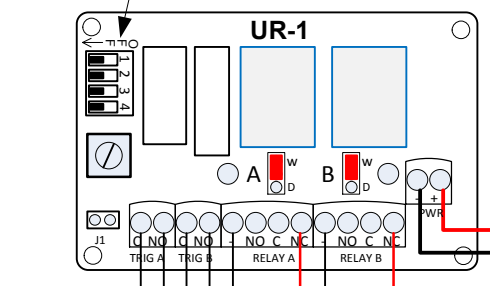
RB12V4
5 AMP HOUR
BATTERY
SDC P/N: RB12V4-2
(Optional Battery Backup)

System Operation:
1. Maglocks shall be automatically unlocked during normal business hours, as scheduled by the 24/7 programmable timer.
2. After hours, maglocks may be de-energized by using the maintained key switch.
3. Weatherized mechanical switch push bars installed on each restroom door will allow free egress at all times.

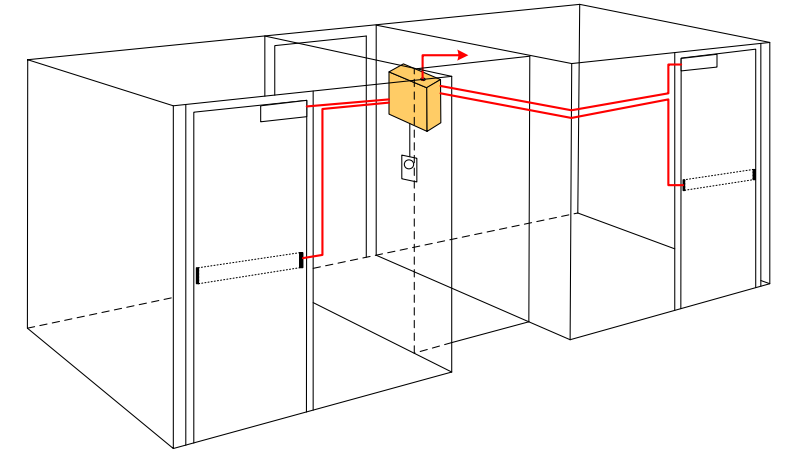
SDC P/N: 14-2
24-Hour/7-Day Programmable Timer
Activation releases doors.



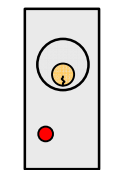
Dip Switches Set For "CR Mode"
Switch No: SW1 SW2 SW3 SW4
Position: off off off off



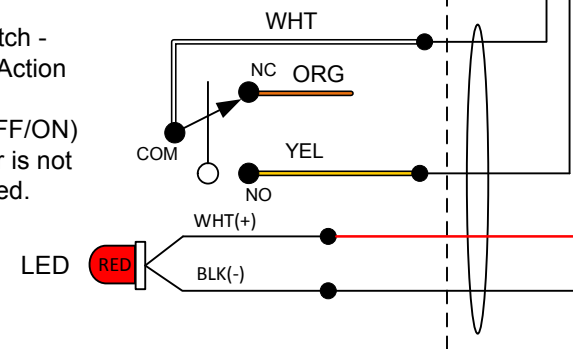
Note:
SET TO 24VDC.
Power must be turned off before changing voltage jumper



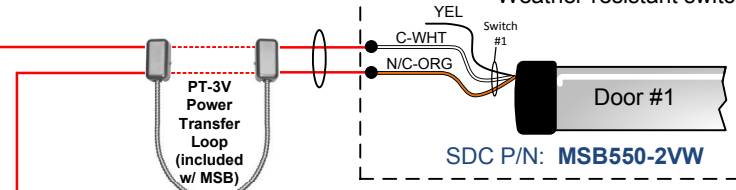
SDC P/N: 801NALL1R
Key Switch - Alternate-Action
Manual (OFF/ON) when timer is not activated.



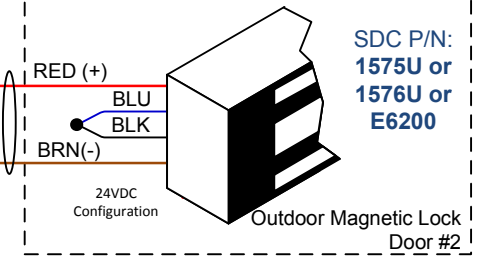
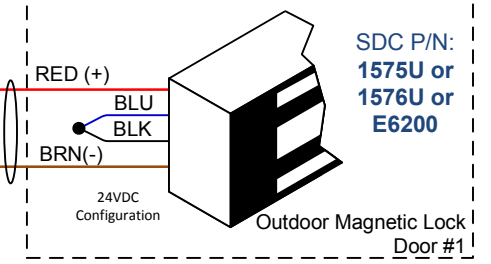
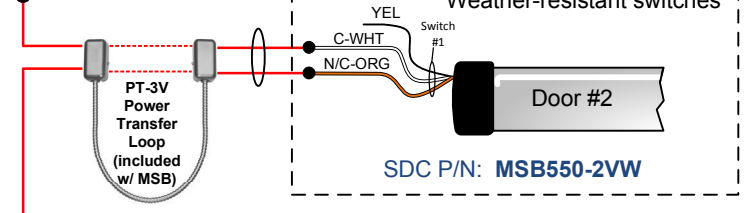
Status LED Illumination:
Red ON = EMLock Energized
Red OFF = EMLock De-energized



Mechanical Switch Bar w/ Weather-resistant switches



Mechanical Switch Bar w/ Weather-resistant switches



© 2016 Security Door Controls Printed in U.S.A

	Security Door Controls 801 Avenida Acaso Camarillo, CA 93012 f 805.494.0622 ~ f 805.494.8861 www.sdcsecurity.com	NOTE: ALL WIRING MUST BE REVIEWED AND APPROVED BY THE PROJECT ENGINEER ASSIGNED TO THE LOCATION FOR ITS CORRECTNESS AND SUITABILITY FOR THE APPLICATION IN WHICH THE EQUIPMENT IS INSTALLED AND OPERATED. ALL WIRING MUST CONFORM TO NATIONAL, STATE, AND LOCAL CODES FOR CLASS 2 FIRE PROTECTION AND CONTROL DEVICES.	PROJECT NAME:	TITLE:	SO NO.:	REV
			Public Park Safety	After-Hour Restroom Security Solution Wiring	-	-
LOCATION.:	DIST.:	CONTACT:	DATE:	DRAWN BY:	DWG. NO.:	
--	-	service@sdsecurity.com	10/2016	-	-	--