







STOREFRONT CONTROL, SECURITY & SAVINGS*



INSTALL • POWER • DONE

						
	1590/1490	3790/3690	1786 MEL/ 1686 MEL	2095E/ 2085E	8800/ P8800/8600	S5000
Electric Latch Retraction	✓ Option	✓ Option	✓ Option	✓ Option	✓ Option	✓ Standard
Electric Dogging	✓ Option	✓ Option	✓ Option	✓ Option	✓ Option	✓ Standard
Request-to-Exit	No	✓ Option	✓ Option	Not w/ ELR	✓ Option	✓ Option
Latchbolt Status	✓ Option	No	No	No	No	✓ Option

Specifications						
Door Stile	Narrow (1¾" min)	Narrow (2" min)	Narrow	Narrow (1¾" min)	Narrow (2" min)	Narrow (2" min)
Door Standard Height	up to 10'	up to 9'		up to 9'	up to 10'	7'0"
Door Standard Width	36", 42", 48"	36", 42", 48"		36" to 48"	30", 36", 42", 48"	36", 42"
Door Thickness	1¾" to 2¼"			1¾" to 2¼"	1¾" to 2¼"	1¾" to 2"
Door Types	Aluminum, Hollow Metal, Wood	Aluminum	Aluminum	Aluminum, Hollow Metal, Wood	Aluminum	Aluminum
Device Types	RIM, CVR	RIM, CVR	RIM, CVR	RIM, CVR	RIM, CVR	RIM, CVR
Headcover	Powder Coated Zinc	Die Cast Aluminum	Metal	Die Cast Aluminum	Metal	Powder Coated Zinc
Rail	Aluminum	Anodized Aluminum	Anodized Aluminum	Extruded Aluminum	Extruded Aluminum	Anodized Aluminum
Pushpad	Aluminum	Anodized Aluminum	Anodized Aluminum	Extruded Aluminum	Extruded Aluminum	Anodized Aluminum

* The SDC S5000 comes with Motorized Latch Retraction standard at no charge - making it more cost-effective than exit devices requiring add-on options.

Specifications (Cont.)						
End Caps	Powder Coated Zinc	Die Cast Aluminum	Metal	Die Cast Aluminum	Metal	Powder Coated Zinc
Projection	Neutral: 2¾" Depressed: 2"	Neutral: 3"	Neutral: 2¾" Depressed: 1⅜"	Neutral: 3" Depressed: 1⅜"	Neutral: 2⅝" Depressed: 1⅝"	Neutral: 2⅝" Depressed: 2⅜"
Warranty	10yr Mechanical, 1yr Electrical	2yr	2yr	3yr Mechanical, 1yr Electrical	10yr Mechanical, 1yr Electrical	5yr

Features & Functions						
Electric Latch Retraction	✓ Option	✓ Option	✓ Option	✓ Option	✓ Option	✓ Standard
Electric Dogging	✓ Option	✓ Option	✓ Option	✓ Option	✓ Option	✓ Standard
Request-to-Exit Monitoring	No	✓ Option	✓ Option	Not w/ ELR	✓ Option	✓ Option
Latchbolt Status Monitoring	✓ Option	No	No	No	No	✓ Option
Trim Options	Pull	Lever	Lever	Lever	Lever or Pull	N/A

Regulatory						
UL 305 Listed (Panic)	✓	✓	✓	✓	✓	✓
UL 10C Listed (Fire)	No	No	No	No	✓	No
ANSI/BHMA A156.3	Grade 1	Grade 1	Grade 1	Grade 1	Grade 1	Grade 1
ELR UL Certified Listing	N/A	✓	N/A	N/A	N/A	✓