



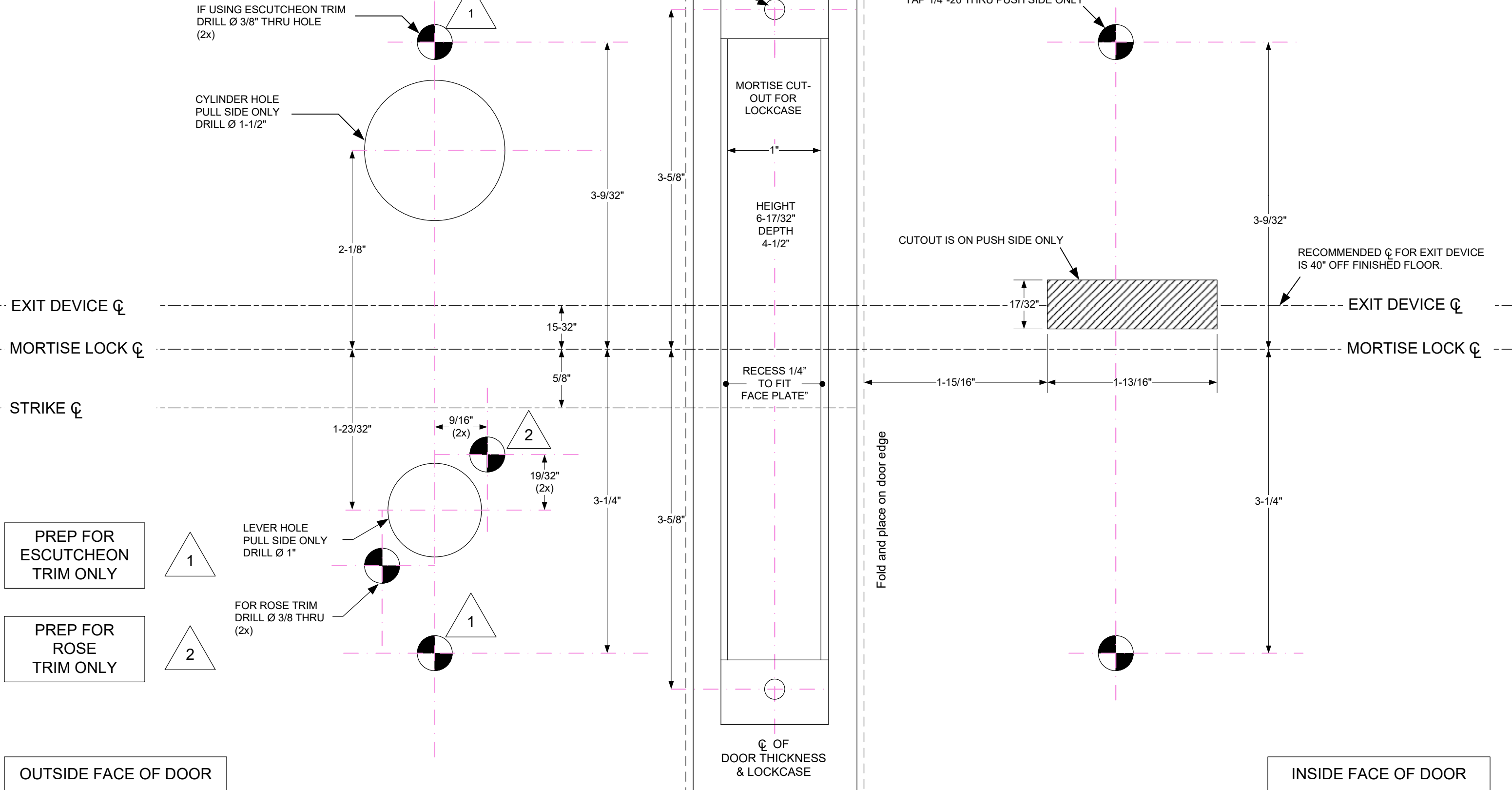
SECURITY DOOR CONTROLS ■ WWW.SDCSECURITY.COM
 801 Avenida Acaso, Camarillo, CA 93012
 [t] 800.413.8783 ■ 805.494.0622 ■ E-mail: service@sdsecurity.com

TEMPLATE-S6300

Devices covered by this template:
Panic / Fire Mortise Exit Device.

FOR LHR DOOR
FOR OPPOSITE HAND
PLEASE SEE REVERSE SIDE

TEMPLATE
 Mortise Lock Exit Devices



FOR RHR DOOR
FOR OPPOSITE HAND
PLEASE SEE REVERSE SIDE

TEMPLATE
Mortise Lock Exit Devices

IF NOT USING TRIM DRILL (2x)
7/32" Dia. THRU PUSH SIDE ONLY
TAP 1/4"-20 THRU PUSH SIDE ONLY

RECOMMENDED ϕ FOR EXIT DEVICE
IS 40" OFF FINISHED FLOOR.

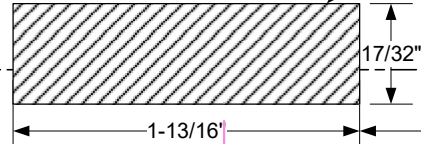
EXIT DEVICE ϕ

MORTISE LOCK ϕ

3-9/32"

3-1/4"

CUTOUT IS ON PUSH SIDE ONLY



BACKSET

2-11/16"

NOTE:

This template is for
1-3/4" thick door. For
thicker doors, tear off
here and locate ϕ of
lock on ϕ of edge of
door.

DRILL (2x)
 ϕ 0.177" THRU
TAP #12-24 THRU

IF USING ESCUTCHEON TRIM
DRILL ϕ 3/8" THRU HOLE
(2x)

CYLINDER HOLE
PULL SIDE ONLY
DRILL ϕ 1-1/2"

3-5/8"

2-1/8"

15/32"

5/8"

1-23/32"

19/32"
(2x)

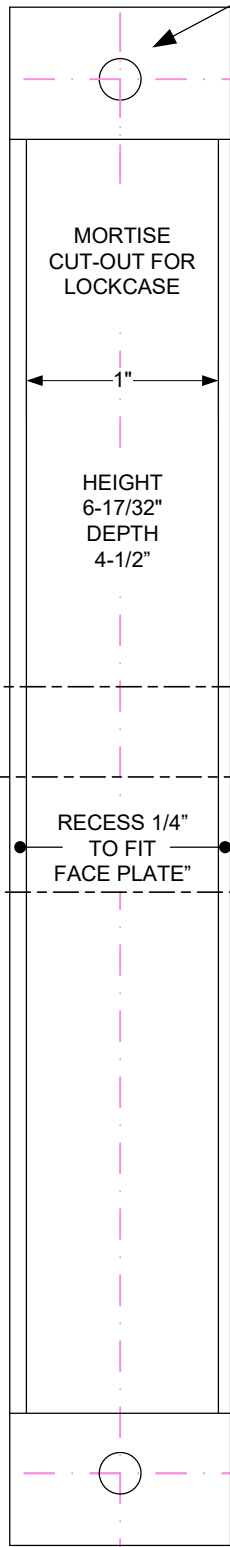
LEVER HOLE
PULL SIDE ONLY
DRILL ϕ 1"

3-5/8"

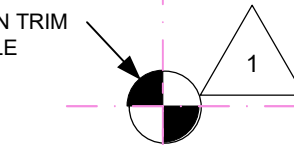
FOR ROSE TRIM
DRILL ϕ 3/8" THRU
(2x)

Fold and place on door edge

ϕ OF
DOOR THICKNESS
& LOCKCASE



2-11/16"



SECURITY DOOR CONTROLS ■ WWW.SDCSECURITY.COM
801 Avenida Acaso, Camarillo, CA 93012
[t] 800.413.8783 ■ 805.494.0622 ■ E-mail: service@sdsecurity.com

TEMPLATE-S6300

Devices covered by this template:
Panic Mortise Device and Fire Mortise Device.

EXIT DEVICE ϕ

MORTISE LOCK ϕ

STRIKE ϕ

3-9/32"

3-1/4"

PREP FOR
ESCUTCHEON
TRIM ONLY



PREP FOR
ROSE
TRIM ONLY



INSIDE FACE OF DOOR

OUTSIDE FACE OF DOOR



TEMP-S6300 STRIKE TEMPLATE – 1-3/4" ~ 2" FRAMES

NOT TO SCALE

